



**STURGIS MOTORCYCLE  
RALLY  
TRAFFIC COUNTS  
2009 -2018**



# Sturgis Rally Counts 2009 - 2018

---

August 2018

© South Dakota Dept of Transportation  
Office of Transportation Inventory Management  
700 E Broadway Ave  
Pierre, SD 57501  
Phone 605.773.3278 Fax 605.773.4870

<http://sddot.com/transportation/highways/traffic>

**In Cooperation with:**

United States Department of Transportation  
Federal Highway Administration

The South Dakota Department of Transportation provides services without regard to race, color, gender, religion, national origin, age or disability, according to the provisions contained in SDCL 20-13, Title VI of the Civil Rights Act of 1964, the Rehabilitation Act of 1973, as amended, the Americans With Disabilities Act of 1990 and Executive Order 12898, Federal Actions to Address Environmental Justice in Minority Populations and Low-Income Populations, 1994.

Any person who has questions concerning this policy or who believes he or she has been discriminated against should contact the Department's Civil Rights Office at 605-773-3540.

## INTRODUCTION

---

SDDOT started taking traffic counts beginning with the 50<sup>th</sup> Rally in 1990. Counters were set at 18 locations, 6 of those locations counting traffic entering Sturgis. 2 locations were added in 2002, 2 more in 2003, and the last 2 locations added in 2005 making a total of 24 locations counted. . Locations 7 and 8 were deleted beginning in 2012, making it 22 locations currently counted every year.

A new road, Ft Meade Way, was constructed by Meade Co in 2016. It connects I-90 Exit 37 to SD 34 by the Buffalo Chip Campground. Site 29N & 29S was added this year to the count locations.

Portable road tube counters are used at each location. The counters record one vehicle for every two axles that hit the road tube. All counters and road tubes are check daily during the week to ensure everything is counting correctly. Entering data is collected daily during the week.

Traffic can enter Sturgis at 9 locations. These are:

1. Site 3: I-90 Exit 32 WB offramp
2. Site 6: I-90 Exit 32 EB offramp
3. Site 9: I-90 Exit 30 EB offramp
4. Site 11: I-90 Exit 30 WB offramp
5. Site 13: US 14A EB SW of Exit 30
6. Site 17: SD 34 WB east of Buffalo Chip Campground
7. Site 22: SD 79 SB north of Bear Butte
8. Site 23: Vanocker Canyon Rd NB south of Exit 32
9. Site 29N: Ft Meade Way **(ADDED IN 2016)**

*Please note that in 2017, the official dates of the Rally was changed to 10 days instead of 7 days. The official start of the 2017 Rally was Friday August 4<sup>th</sup> with it ending on Sunday August 13<sup>th</sup>.*

ANALYSIS

Below is the Daily traffic entering Sturgis for the 2018 Rally at the 9 entering locations:  
 Traffic for the Official Rally Dates (10 days) was **up 7.9%** from the same period in 2017. 2018 Traffic entering Sturgis at the 9 locations was 505,969. Traffic entering for 2017 at the 9 locations for 10 days was 469,103.

<b>Entering Sturgis - Rally 2018</b>											
	Friday	Saturday	Sunday	Monday	Tuesday /ednesday	Thursday	Friday	Saturday	Sunday		
Site	03-Aug	04-Aug	05-Aug	06-Aug	07-Aug	08-Aug	09-Aug	10-Aug	11-Aug	12-Aug	Average
3	10,326	12,982	11,195	12,371	12,080	11,636	11,320	9,843	8,061	4,188	10,400
6	3,006	3,937	3,446	4,224	4,415	4,506	3,898	3,388	2,191	1,287	3,430
9	8,050	9,534	8,544	9,319	9,619	9,162	8,384	7,685	5,657	3,145	7,910
11	6,209	7,206	6,258	7,154	7,561	8,282	6,746	5,685	4,487	2,342	6,193
13	12,382	14,451	13,094	14,843	<b>14,335</b>	<b>14,989</b>	14,555	13,588	11,085	6,843	13,017
17	2,055	2,568	2,291	2,435	2,444	2,434	2,450	1,930	1,294	883	2,078
22	2,788	3,059	2,128	2,672	3,195	2,973	2,479	1,971	1,529	1,079	2,387
23	2,265	3,184	2,760	3,400	3,828	3,414	3,489	2,793	2,040	1,053	2,823
29	2,343	3,198	2,437	3,013	2,804	3,212	2,981	1,844	1,181	579	2,359
<b>Total</b>	<b>49,424</b>	<b>60,119</b>	<b>52,153</b>	<b>59,431</b>	<b>60,281</b>	<b>60,608</b>	<b>56,302</b>	<b>48,727</b>	<b>37,525</b>	<b>21,399</b>	<b>50,597</b>
											<b>Total</b>
											<b>505,969</b>

xx,xxx = count estimated

**Total for 10 days: 505,969**

We have been gathering 10 days of data since 2011. Here are the Daily Total Entering Sturgis for 2018-2011. The 2015 Rally (75<sup>th</sup> Rally) was the highest 10 day total entering since we started gathering traffic counts for 10 days in 2011. The 2016 Rally Entering Traffic was the lowest total entering.

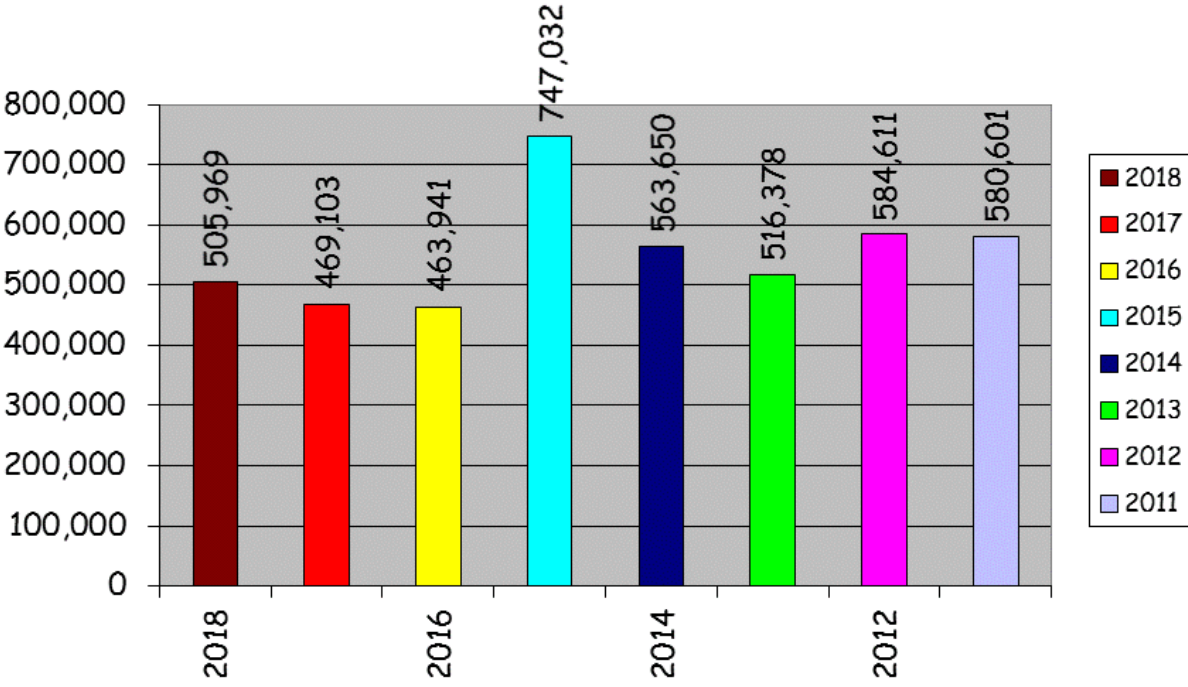
<b>Daily Totals Entering Sturgis - 9 entering sites</b>													
Official Rally Dates												Total	
Wednesday	Thursday	Friday	Saturday	Sunday	Monday	Tuesday /ednesday	Thursday	Friday	Saturday	Sunday			
2018			49,424	60,119	52,153	59,431	60,281	60,608	56,302	48,727	37,525	21,399	505,969
2017			48,489	54,252	54,425	58,578	55,382	54,428	50,479	41,003	34,255	17,812	469,103
2016	28,116	33,086	43,563	49,767	53,451	56,553	56,171	52,414	47,895	45,027	38,068	21,032	463,941
2015	37,352	46,119	63,712	82,267	90,304	96,409	84,836	91,517	84,272	74,914	50,769	28,032	747,032
2014			43,259	59,810	69,888	75,796	57,388	66,809	67,986	55,704	43,064	23,946	563,650
2013			-	58,427	66,579	72,354	69,379	65,658	66,399	53,669	41,880	22,033	516,378
2012			40,680	59,107	68,752	76,533	74,976	73,526	67,261	54,467	43,545	25,764	584,611
2011			42,242	59,784	63,208	78,203	70,100	73,159	66,861	59,709	44,181	23,154	580,601
	8 Yr Ave (2018-2011)		41,421	60,442	64,845	71,732	66,064	67,265	63,432	54,153	41,661	22,897	553,911

Here is a look at the 2018 Daily Entering Totals compared to the Average Daily Totals Entering for 2017 to 2011.

<b>2018 Traffic Entering Sturgis compared to last 7 Sturgis Rallys</b>											
	Friday	Saturday	Sunday	Monday	Tuesday	Wednesday	Thursday	Friday	Saturday	Sunday	Total
<b>2018 Daily</b>	49,424	60,119	52,153	59,431	60,281	60,608	56,302	48,727	37,525	21,399	505,969
<b>Daily Ave 2017-2011</b>	40,278	60,488	66,658	73,489	66,890	68,216	64,450	54,928	42,252	23,110	560,759
Change:	22.7%	-0.6%	-21.8%	-19.1%	-9.9%	-11.2%	-12.6%	-11.3%	-11.2%	-7.4%	-9.8%

Note: 8 entering locations were used in 2012-2015  
 9 entering locations were used in 2016-2017 (Ft Meade Way NB added in 2016)

Total Traffic Entering Sturgis - (10 Day Rally)



2018 stations

Site/Date	Fri 03-Aug	Sat 04-Aug	Sun 05-Aug	Mon 06-Aug	Tue 07-Aug	Wed 08-Aug	Thu 09-Aug	Fri 10-Aug	Sat 11-Aug	Sun 12-Aug
1	24,341	27,540	24,485	26,787	27,076	26,254	22,930	17,709	18,672	12,626
2	21,096	23,370	24,051	24,731	27,405	26,377	25,646	25,571	21,906	16,238
3	10,326	12,982	11,195	12,371	12,080	11,636	11,320	9,843	8,061	4,188
4	7,506	9,509	10,423	10,472	11,294	10,563	10,705	10,836	8,833	6,061
5	2,846	3,529	3,540	4,240	4,571	4,563	4,067	3,645	2,612	1,662
6	3,006	3,937	3,446	4,224	4,415	4,506	3,898	3,388	2,191	1,287

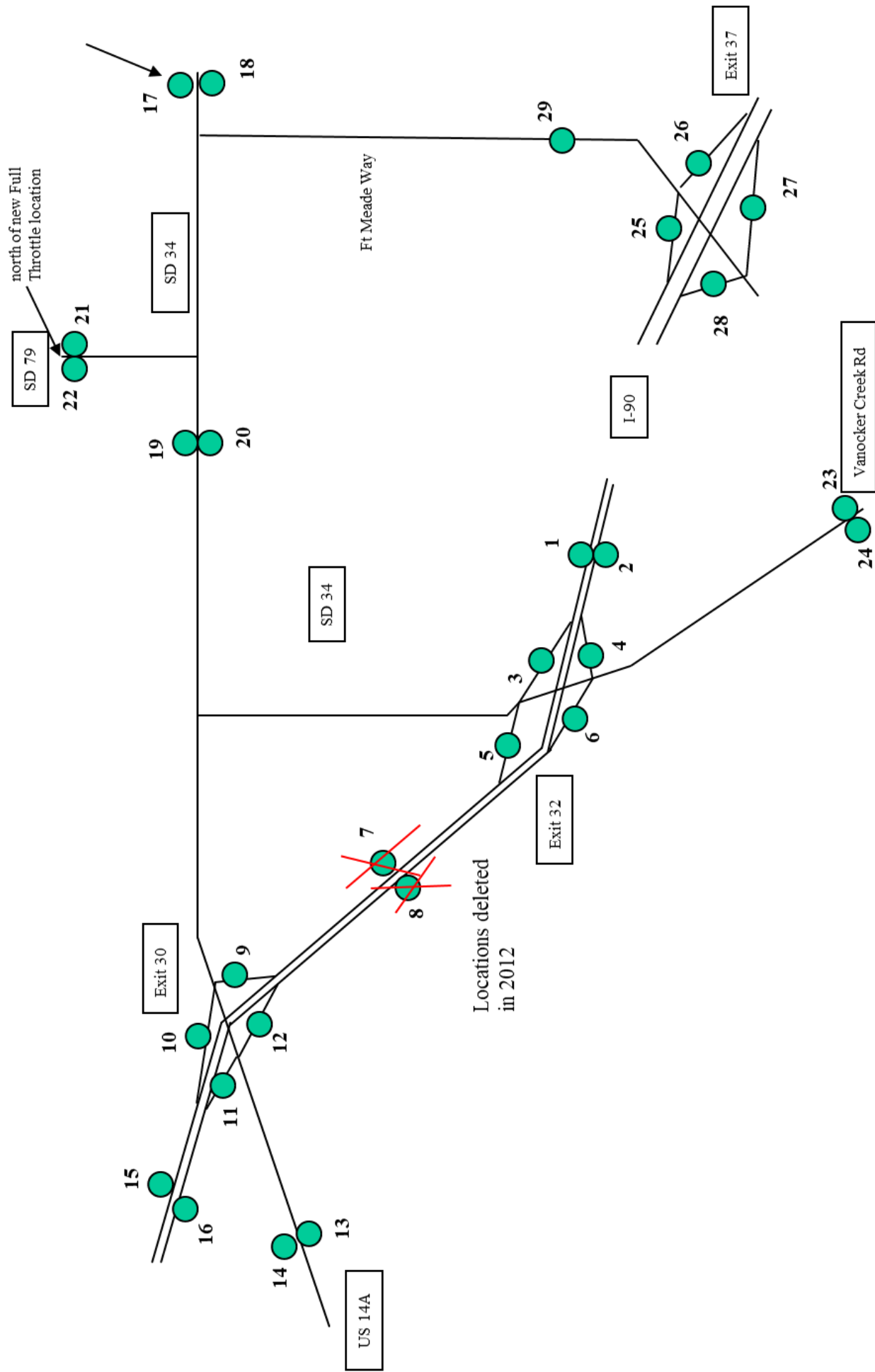
Site Deleted

Site Deleted

9	8,050	9,534	8,544	9,319	9,619	9,162	8,384	7,685	5,657	3,145
10	5,000	5,971	6,021	6,633	7,253	7,576	6,760	6,283	5,104	4,093
11	6,209	7,206	6,258	7,154	7,561	8,282	6,746	5,685	4,487	2,342
12	7,507	9,298	9,705	9,967	10,943	10,158	9,837	9,996	7,904	5,391
13	12,382	14,451	13,094	14,843	14,335	14,989	14,555	13,588	11,085	6,843
14	12,218	14,286	13,806	15,448	14,925	15,606	14,485	13,496	10,612	6,875
15	14,365	15,189	14,717	14,965	17,608	18,200	16,327	15,699	13,047	11,059
16	15,652	16,197	14,268	16,347	17,969	19,073	16,531	15,453	12,457	8,820
17	2,055	2,568	2,291	2,435	2,444	2,434	2,450	1,930	1,294	883
18	1,786	2,202	2,216	2,450	2,461	2,389	2,187	2,032	1,510	1,040
19	10,189	13,934	15,212	15,659	17,037	15,037	16,637	15,667	10,544	5,390
20	11,004	15,648	16,228	17,908	17,405	18,287	18,726	13,280	10,136	4,541
21 *	1,699	2,104	2,269	2,943	3,839	3,407	2,707	2,915	2,447	2,266
22 *	2,788	3,059	2,128	2,672	3,195	2,973	2,479	1,971	1,529	1,079
23	2,265	3,184	2,760	3,400	3,828	3,414	3,489	2,793	2,040	1,053
24	2,961	4,453	3,889	4,942	5,224	4,526	4,414	3,837	2,478	1,140
25	1,006	1,433	1,696	1,840	1,797	1,749	1,713	1,751	926	578
26	2,754	3,542	2,692	3,622	2,784	2,987	2,798	1,903	1,206	628
27	1,394	1,696	2,123	2,534	2,804	2,641	3,188	4,089	2,774	1,825
28	1,205	1,614	1,629	2,015	1,647	1,746	1,542	1,096	721	365
29 N	2,343	3,198	2,437	3,013	2,804	3,212	2,981	1,844	1,181	579
29 S	1,216	1,495	2,057	2,395	2,860	2,689	3,304	4,361	2,691	1,706
	195,169	233,129	223,180	245,329	257,183	254,436	240,806	218,346	174,105	113,703



# 2018 STURGIS MOTORCYCLE RALLY COUNT LOCATIONS





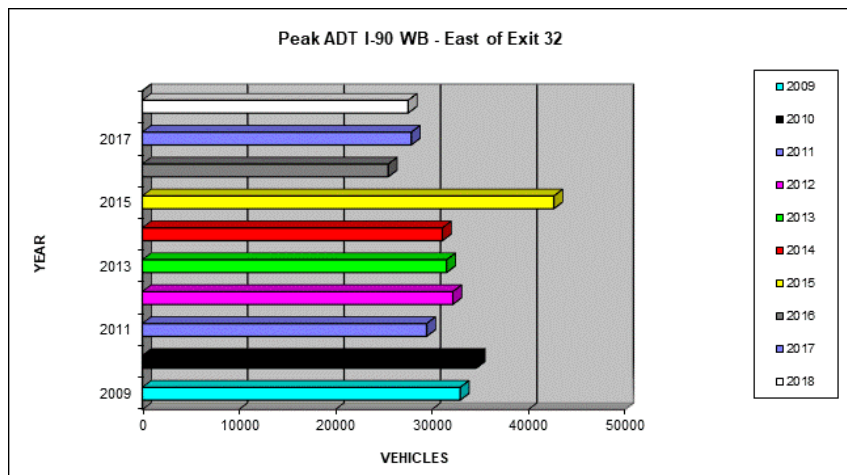
# Site 1

I-90 WB east of Exit 32



Daily Traffic Volumes - 24 Hours																				
	2009		2010		2011		2012		2013		2014		2015		2016		2017		2018	
27-Jul	mon		tue		wed		fri		sat		sun		mon	17,567	tue		thu		fri	
28-Jul	tue		wed		thu		sat		sun		mon		tue	18,296	wed		fri		sat	
29-Jul	wed		thu		fri		sun		mon		tue		wed	20,639	thu		sat		sun	
30-Jul	thu		fri		sat		mon		tue		wed		thu	23,665	fri		sun		mon	
31-Jul	fri		sat		sun		tue		wed		thu		fri	30,618	sat		mon		tue	
01-Aug	sat	27,794	sun		mon		wed		thu		fri	23,869	sat	36,898	sun		tue		wed	
02-Aug	sun	29,510	mon		tue		thu		fri		sat	28,102	sun	39,123	mon		wed		thu	
03-Aug	mon	32,934	tue		wed		fri	21,436	sat	27,742	sun	29,095	mon	42,637	tue	13891	thu		fri	24,341
04-Aug	tue	31,068	wed		thu		sat	27,219	sun	29,809	mon	31,097	tue	37,970	wed	16173	fri	24,343	sat	27,540
05-Aug	wed	31,122	thu		fri	22,620	sun	29,594	mon	31,528	tue	26,442	wed	40,704	thu	17826	sat	26,021	sun	24,485
06-Aug	thu	26,015	fri		sat	27,548	mon	32,170	tue	30,722	wed	28,988	thu	37,060	fri	22033	sun	25,764	mon	26,787
07-Aug	fri	26,672	sat	29,812	sun	27,632	tue	31,136	wed	28,631	thu	29,702	fri	33,167	sat	23831	mon	27,864	tue	27,076
08-Aug	sat	20,704	sun	32,056	mon	28,862	wed	29,860	thu	28,238	fri	25,180	sat	26,062	sun	23631	tue	26,134	wed	26,254
09-Aug	sun	11,630	mon	34,180	tue	28,646	thu	28,214	fri	23,921	sat	20,816	sun	15649 *	mon	24428	wed	25,210	thu	22,930
10-Aug	mon		tue	34,582	wed	29,462	fri	24,023	sat	19,773	sun	13,749	mon		tue	25,476	thu	23,898	fri	17,709
11-Aug	tue		wed	32,104	thu	27,058	sat	18,926	sun	13,387	mon		tue		wed	23,538	fri	20,161	sat	18,672
12-Aug	wed		thu	30,308	fri	25,182	sun	12,682	mon		tue		wed		thu	21,968	sat	18,809	sun	12,626
13-Aug	thu		fri	27,491	sat	19,566	mon		tue		wed		thu		fri	22,399	sun	12,777	mon	
14-Aug	fri		sat	21,176	sun	12,592	tue		wed		thu		fri		sat	19,364	mon		tue	
15-Aug	sat		sun	14,094	mon		wed		thu		fri		sat		sun	13,796	tue		wed	
16-Aug	sun		mon		tue		thu		fri		sat		sun		mon		wed		thu	

xx,xxx = Rally Peak







# Site 2

I-90 EB east of Exit 32



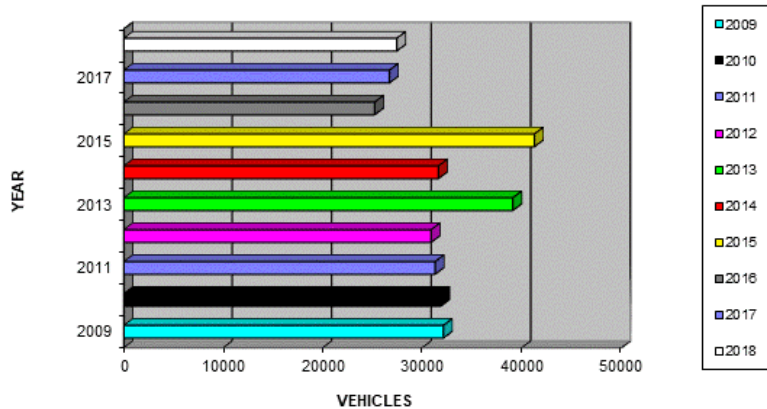
Daily Traffic Volumes - 24 Hours

	2009	2010	2011	2012	2013	2014	2015	2016	2017	2018
27-Jul	mon	tue	wed	fri	sat	sun	mon 15,002	tue	thu	fri
28-Jul	tue	wed	thu	sat	sun	mon	tue 16,582	wed	fri	sat
29-Jul	wed	thu	fri	sun	mon	tue	wed 18,173	thu	sat	sun
30-Jul	thu	fri	sat	mon	tue	wed	thu 20,349	fri	sun	mon
31-Jul	fri	sat	sun	tue	wed	thu	fri 24,882	sat	mon	tue
01-Aug	sat 22,172	sun	mon	wed	thu	fri 19,532	sat 28,937	sun	tue	wed
02-Aug	sun 25,060	mon	tue	thu	fri	sat 22,300	sun 34,120	mon	wed	thu
03-Aug	mon 30,058	tue	wed	fri 18,403	sat 22,085	sun 25,109	mon 38,819	tue 14,072	thu	fri 21,096
04-Aug	tue 32,094	wed	thu	sat 21,432	sun 25,725	mon 28,876	tue 38,598	wed 15,116	fri 21,130	sat 23,370
05-Aug	wed 30,935	thu	fri 15,045	sun 25,035	mon 29,176	tue 27,669	wed 41,234	thu 16,617	sat 23,005	sun 24,051
06-Aug	thu 29,437	fri	sat 21,976	mon 30,861	tue 39,072	wed 28,770	thu 39,334	fri 19,404	sun 24,002	mon 24,731
07-Aug	fri 30,871	sat *	sun 23,465	tue 29,869	wed 30,302	thu 31,593	fri 38,901	sat 20,421	mon 26,667	tue 27,405
08-Aug	sat 26,284	sun *	mon 28,312	wed 29,458	thu 30,376	fri 30,475	sat 31,592	sun 21,657	tue 26,463	wed 26,377
09-Aug	sun 17,207	mon *	tue 28,897	thu 30,489	fri 29,789	sat 25,817	sun 18,969	mon 21,028	wed 25,273	thu 25,646
10-Aug	mon	tue *	wed 31,264	fri 26,906	sat 25,246	sun 17,824	mon	tue 21,675	thu 25,929	fri 25,571
11-Aug	tue	wed *	thu 30,176	sat 24,793	sun 17,092	mon	tue	wed 24,516	fri 24,656	sat 21,906
12-Aug	wed	thu *	fri 28,170	sun 17,755	mon	tue	wed	thu 23,641	sat 21,361	sun 16,238
13-Aug	thu	fri 31,830	sat 25,628	mon	tue	wed	thu	fri 25,182	sun 16,119	mon
14-Aug	fri	sat 28,653	sun 17,598	tue	wed	thu	fri	sat 22,227	mon	tue
15-Aug	sat	sun 19,015	mon	wed	thu	fri	sat	sun 15,839	tue	wed
16-Aug	sun	mon	tue	thu	fri	sat	sun	mon	wed	thu

xx,xxx = Rally Peak

\* = Counter Failure/Road Tube Cut (some hours estimated)

Peak ADT I-90 EB - East of Exit 32





# Site 3

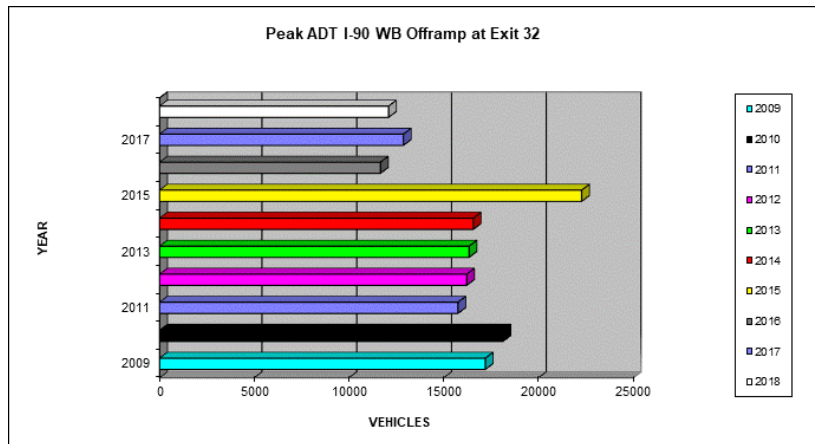
I-90 Exit 32 WB Offramp



Daily Traffic Volumes - 24 Hours

	2009	2010	2011	2012	2013	2014	2015	2016	2017	2018												
27-Jul	mon	tue	wed	fri	sat	sun	mon	6,103	tue	thu	fri											
28-Jul	tue	wed	thu	sat	sun	mon	tue	7,353	wed	fri	sat											
29-Jul	wed	thu	fri	sun	mon	tue	wed	8,356	thu	sat	sun											
30-Jul	thu	fri	sat	mon	tue	wed	thu	10,296	fri	sun	mon											
31-Jul	fri	sat	sun	tue	wed	thu	fri	14,005	sat	mon	tue											
01-Aug	sat	13,814	sun	mon	wed	thu	fri	10,400	sat	17,931	sun	tue	wed									
02-Aug	sun	14,769	mon	tue	thu	fri	sat	13,684	sun	19,347	mon	wed	thu									
03-Aug	mon	17,187	tue	wed	thu	9,416	sat	13,922	sun	14,505	mon	22,269	tue	5,397	thu	fri	10,326					
04-Aug	tue	15,708	wed	thu	sat	13,225	sun	15,402	mon	16,551	tue	19,403	wed	6,010	fri	10,830	sat	12,982				
05-Aug	wed	15,203	thu	fri	9,227	sun	14,897	mon	16,327	tue	13,006	wed	19,382	thu	7,108	sat	12,424	sun	11,195			
06-Aug	thu	12,899	fri	sat	13,135	mon	16,204	tue	16,137	wed	14,067	thu	18,666	fri	9,190	sun	12,398	mon	12,371			
07-Aug	fri	13,290	sat	14,714	sun	12,719	tue	15,735	wed	13,737	thu	14,774	fri	16,558	sat	10,865	mon	12,863	tue	12,080		
08-Aug	sat	10,321	sun	16,353	mon	15,744	wed	14,090	thu	14,443	fri	11,950	sat	11,132	sun	10,857	tue	11,644	wed	11,636		
09-Aug	sun	5,006	mon	17,799	tue	14,374	thu	14,133	fri	11,615	sat	9,547	sun	6,306	mon	11,651	wed	11,243	thu	11,320		
10-Aug	mon	tue	18,119	wed	14,134	fri	11,442	sat	9,442	sun	5,094	mon	tue	11,360	thu	10,832	fri	9,843	sat	8,061		
11-Aug	tue	wed	15,014	thu	13,281	sat	8,792	sun	4,775	mon	tue	wed	10,302	fri	8,898	sat	8,061	sun	4,188	mon	9,974	
12-Aug	wed	thu	15,415	fri	12,491	sun	4,957	mon	tue	wed	thu	9,945	sat	7,948	sun	4,188	mon	9,974	sat	8,472	mon	4,366
13-Aug	thu	fri	13,844	sat	9,368	mon	tue	wed	thu	fri	sat	sun	4,253	tue	wed	thu	sat	8,472	mon	tue	sat	8,472
14-Aug	fri	sat	10,631	sun	4,883	tue	wed	thu	fri	sat	sun	4,253	tue	wed	thu	sat	8,472	mon	tue	sat	8,472	
15-Aug	sat	sun	5,555	mon	wed	thu	fri	sat	sun	4,253	tue	wed	thu	sat	8,472	mon	tue	sat	8,472	mon	tue	sat
16-Aug	sun	mon	tue	thu	fri	sat	sun	mon	wed	thu	sat	8,472	mon	tue	sat	8,472	mon	tue	sat	8,472	mon	tue

xx,xxx = Rally Peak





# Site 4

I-90 Exit 32 EB Onramp

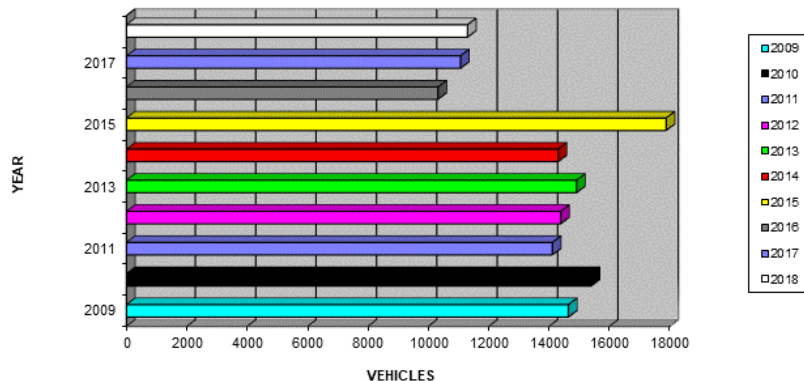


Daily Traffic Volumes - 24 hours

	2009	2010	2011	2012	2013	2014	2015	2016	2017	2018
27-Jul	mon	tue	wed	fri	sat	sun	mon 4,792	tue	thu	fri
28-Jul	tue	wed	thu	sat	sun	mon	tue 5,629	wed	fri	sat
29-Jul	wed	thu	fri	sun	mon	tue	wed 10,260	thu	sat	sun
30-Jul	thu	fri	sat	mon	tue	wed	thu 7,130	fri	sun	mon
31-Jul	fri	sat	sun	tue	wed	thu	fri 8,800	sat	mon	tue
01-Aug	sat 9,292	sun	mon	wed	thu	fri 6,743	sat 12,111	sun	tue	wed
02-Aug	sun 11,034	mon	tue	thu	fri	sat 9,088	sun 14,984	mon	wed	thu
03-Aug	mon 13,365	tue	wed	fri 6,402	sat 9,303	sun 11,227	mon 17,738	tue	thu	fri 7,506
04-Aug	tue 14,637	wed	thu	sat 8,596	sun 11,763	mon 13,201	tue 17,778	wed 4,697	fri 7,357	sat 9,509
05-Aug	wed 13,170	thu	fri 6,538	sun 11,215	mon 13,848	tue 12,140	wed 17,356	thu 5,339	sat 9,337	sun 10,423
06-Aug	thu 13,489	fri	sat 9,049	mon 13,304	tue 14,907	wed 12,703	thu 17,826	fri 6,451	sun 10,220	mon 10,472
07-Aug	fri 13,647	sat 9,201	sun 10,188	tue 14,382	wed 13,871	thu 14,297	fri 17,875	sat 8,071	mon 11,064	tue 11,294
08-Aug	sat 11,878	sun 12,299	mon 12,735	wed 13,539	thu 14,388	fri 13,691	sat 15,029	sun 9,085	tue 10,865	wed 10,563
09-Aug	sun 7,031	mon 13,715	tue 12,995	thu 13,780	fri 13,977	sat 11,149	sun 8,447	mon 10,089	wed 10,043	thu 10,705
10-Aug	mon	tue 15,038	wed 14,107	fri 13,882	sat 11,435	sun 7,131	mon	tue 10,316	thu 10,611	fri 10,836
11-Aug	tue	wed 14,834	thu 13,462	sat 10,586	sun 6,900	mon	tue	wed 9,615	fri 9,743	sat 8,833
12-Aug	wed	thu 15,393	fri 13,570	sun 6,853	mon	tue	wed	thu 9,638	sat 8,123	sun 6,061
13-Aug	thu	fri 14,632	sat 11,742	mon	tue	wed	thu	fri 10,008	sun 5,857	mon
14-Aug	fri	sat 13,579	sun 7,389	tue	wed	thu	fri	sat 9,097	mon	tue
15-Aug	sat	sun 8,001	mon	wed	thu	fri	sat	sun 5,792	tue	wed
16-Aug	sun	mon	tue	thu	fri	sat	sun	wed	thu	

xx,xxx = Rally Peak

Peak ADT I-90 EB Onramp at Exit 32







# Site 5

I-90 Exit 32 WB Onramp

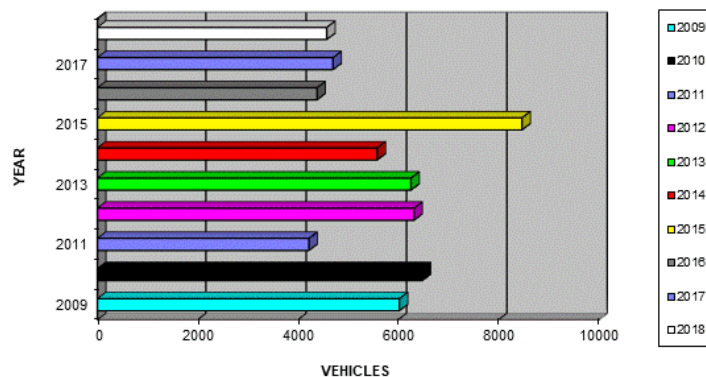


Daily Traffic Volumes - 24 Hours

	2009	2010	2011	2012	2013	2014	2015	2016	2017	2018
27-Jul	mon	tue	wed	fri	sat	sun	mon 1,950	tue	thu	fri
28-Jul	tue	wed	thu	sat	sun	mon	tue 2,104	wed	fri	sat
29-Jul	wed	thu	fri	sun	mon	tue	wed 2,440	thu	sat	sun
30-Jul	thu	fri	sat	mon	tue	wed	thu 2,750	fri	sun	mon
31-Jul	fri	sat	sun	tue	wed	thu	fri 3,858	sat	mon	tue
01-Aug	sat 2,984	sun	mon	wed	thu	fri 2,382	sat 5,248	sun	tue	wed
02-Aug	sun 4,293	mon	tue	thu	fri	sat 3,289	sun 6,672	mon	wed	thu
03-Aug	mon 5,957	tue	wed	fri 2,204	sat 3,687	sun 4,632	mon 7,832	tue	thu	fri 2,846
04-Aug	tue 5,691	wed	thu	sat 3,201	sun 4,931	mon 5,576	tue 7,038	wed 1,898	fri 2,880	sat 3,529
05-Aug	wed 6,020	thu	fri 1,815	sun 4,539	mon 5,859	tue 4,333	wed 8,464	thu 1,976	sat 3,608	sun 3,540
06-Aug	thu 4,789	fri	sat 2,416	mon 5,968	tue 6,250	wed 5,436	thu 7,450	fri 2,458	sun 3,806	mon 4,240
07-Aug	fri 4,689	sat 3,812	sun 2,940	tue 6,070	wed 6,002	thu 5,390	fri 6,524	sat 2,860	mon 4,697	tue 4,571
08-Aug	sat 3,586	sun 5,407	mon 3,860	wed 6,309	thu 5,036	fri 4,026	sat 4,707	sun 3,515	tue 4,310	wed 4,563
09-Aug	sun 1,666	mon 6,477	tue 3,603	thu 5,290	fri 3,865	sat 3,241	sun 2,560	mon 4,227	wed 4,294	thu 4,067
10-Aug	mon	tue 6,409	wed 4,216	fri 4,530	sat 1,804	sun 1,841	mon	tue 4,379	thu 3,836	fri 3,645
11-Aug	tue	wed 6,414	thu 3,541	sat 2,859	sun 1,281	mon	tue	wed 4,043	fri 3,108	sat 2,612
12-Aug	wed	thu 5,637	fri 3,391	sun 1,835	mon	tue	wed	thu 3,371	sat 2,508	sun 1,662
13-Aug	thu	fri 4,775	sat 2,503	mon	tue	wed	thu	fri 3,443	sun 1,563	mon
14-Aug	fri	sat 3,593	sun 1,554	tue	wed	thu	fri	sat 2,700	mon	tue
15-Aug	sat	sun 1,753	mon	wed	thu	fri	sat	sun 1,645	tue	wed
16-Aug	sun	mon	tue	thu	fri	sat	sun	mon	wed	thu

xx,xxx = Rally Peak

Peak ADT I-90 WB Onramp at Exit 32





# Site 6

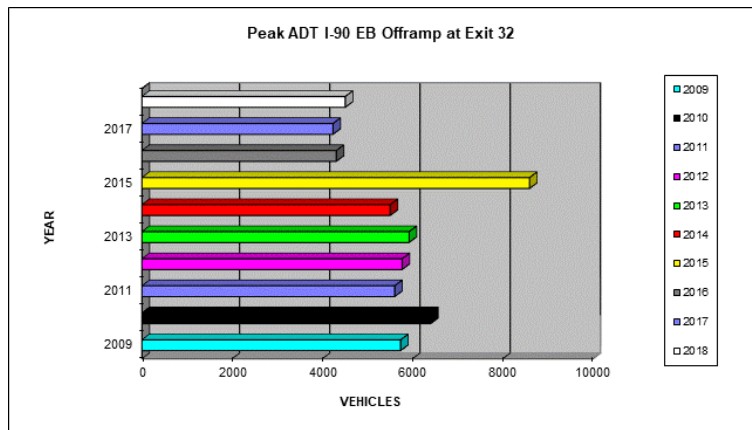
I-90 Exit 32 EB Offramp



Daily Traffic Volumes - 24 Hours

	2009		2010		2011		2012		2013		2014		2015		2016		2017		2018	
27-Jul	mon		tue		wed		fri		sat		sun		mon	1,790	tue		thu		fri	
28-Jul	tue		wed		thu		sat		sun		mon		tue	1,919	wed		fri		sat	
29-Jul	wed		thu		fri		sun		mon		tue		wed	2,290	thu		sat		sun	
30-Jul	thu		fri		sat		mon		tue		wed		thu	2,744	fri		sun		mon	
31-Jul	fri		sat		sun		tue		wed		thu		fri	4,178	sat		mon		tue	
01-Aug	sat	2,980	sun		mon		wed		thu		fri	2,365	sat	6,109	sun		tue		wed	
02-Aug	sun	4,058	mon		tue		thu		fri		sat	3,266	sun	6,984	mon		wed		thu	
03-Aug	mon	5,662	tue		wed		fri	1,928	sat	3,661	sun	4,826	mon	7,407	tue	1,613	thu		fri	3,006
04-Aug	tue	5,146	wed		thu		sat	3,032	sun	5,138	mon	5,503	tue	6,481	wed	1,731	fri	2,990	sat	3,937
05-Aug	wed	5,733	thu		fri	2,252	sun	4,615	mon	5,782	tue	3,737	wed	8,591	thu	1,989	sat	3,147	sun	3,446
06-Aug	thu	3,547	fri		sat	3,313	mon	5,451	tue	5,391	wed	5,464	thu	6,283	fri	2,559	sun	3,746	mon	4,224
07-Aug	fri	3,745	sat	3,519	sun	3,901	tue	5,182	wed	5,922	thu	4,708	fri	5,634	sat	2,840	mon	4,234	tue	4,415
08-Aug	sat	2,462	sun	4,956	mon	5,297	wed	5,767	thu	4,559	fri	3,305	sat	2,663	sun	3,678	tue	4,182	wed	4,506
09-Aug	sun	958	mon	6,400	tue	4,762	thu	4,256	fri	3,293	sat	2,395	sun	1,404	mon	4,307	wed	3,996	thu	3,898
10-Aug	mon		tue	6,000	wed	5,603	fri	3,344	sat	2,321	sun	1,213	mon		tue	4,196	thu	3,319	fri	3,388
11-Aug	tue		wed	5,873	thu	4,509	sat	1,948	sun	1,086	mon		tue		wed	3,866	fri	2,737	sat	2,191
12-Aug	wed		thu	5,097	fri	3,731	sun	1,097	mon		tue		wed		thu	3,196	sat	1,983	sun	1,287
13-Aug	thu		fri	3,880	sat	2,341	mon		tue		wed		thu		fri	3,043	sun	1,229	mon	
14-Aug	fri		sat	2,177	sun	1,026	tue		wed		thu		fri		sat	2,128	mon		tue	
15-Aug	sat		sun	1,108	mon		wed		thu		fri		sat		sun	1,234	tue		wed	
16-Aug	sun		mon		tue		thu		fri		sat		sun		mon		wed		thu	

xx,xxx = Rally Peak





# Site 7

I-90 WB between Exit 30 & 32



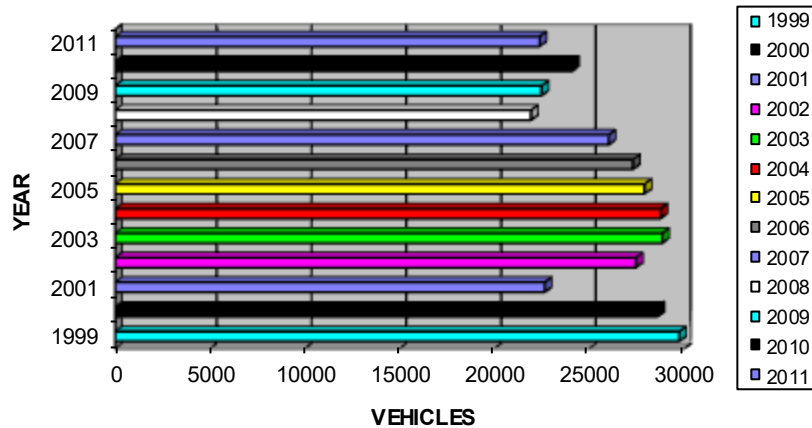
**\*Deleted\***

Daily Traffic Volumes - 24 Hours

	2002	2003	2004	2005	2006	2007	2008	2009	2010	2011	2012						
27-Jul	sat	sun	tue	wed	thu	fri	sun	mon	tue	wed	fri						
28-Jul	sun	mon	wed	thu	fri	sat	mon	tue	wed	thu	sat						
29-Jul	mon	tue	thu	fri	sat	sun	tue	wed	thu	fri	sun						
30-Jul	tue	wed	fri	sat	sun	mon	wed	thu	fri	sat	mon						
31-Jul	wed	thu	sat	sun	mon	tue	thu	fri	sat	sun	tue						
01-Aug	thu	fri	sun	mon	tue	wed	fri	sat	17,624	sun	mon						
02-Aug	fri	sat	22,952	mon	tue	wed	thu	sat	17,186	sun	19,591						
03-Aug	sat	20,516	sun	25,444	tue	wed	thu	fri	sun	18,982	mon	22,438					
04-Aug	sun	21,776	mon	28,638	wed	thu	fri	sat	20,765	mon	21,163	tue	21,769				
05-Aug	mon	25,176	tue	28,470	thu	fri	sat	20,461	sun	22,530	tue	20,501	wed	22,481			
06-Aug	tue	27,460	wed	28,852	fri	sat	22,587	sun	21,326	mon	25,118	wed	21,927	thu	18,195		
07-Aug	wed	27,156	thu	24,668	sat	23,270	sun	23,976	mon	23,734	tue	24,333	thu	19,237	fri	18,490	
08-Aug	thu	23,086	fri	24,481	sun	27,058	mon	27,181	tue	25,426	wed	26,027	fri	17,427	sat	14,275	
09-Aug	fri	23,302	sat	20,136	mon	27,877	tue	27,724	wed	27,305	thu	22,833	sat	10,012	sun	9,290	
10-Aug	sat	18,101	sun	11,295	tue	24,812	wed	27,909	thu	23,327	fri	20,685	sun	7,167	mon	tue	23,607
11-Aug	sun	10,385	mon	wed	28,765	thu	23,752	fri	21,771	sat	16,300	mon	tue	wed	24,099	thu	19,734
12-Aug	mon	tue	thu	25,923	fri	20,507	sat	16,431	sun	10,168	tue	wed	thu	21,161	fri	18,034	sun
13-Aug	tue	wed	fri	23,088	sat	15,027	sun	11,216	mon	wed	thu	fri	18,819	sat	14,032	mon	tue
14-Aug	wed	thu	sat	17,380	sun	10,676	mon	tue	thu	fri	sat	14,613	sun	9,821	mon	tue	thu
15-Aug	thu	fri	sun	10,606	mon	tue	wed	fri	sat	sun	10,479	mon	tue	thu	sat	sun	10,479
16-Aug	fri	sat	mon	tue	wed	thu	sat	sun	mon	tue	thu	sat	sun	mon	tue	thu	sat

xx,xxx = Rally Peak Traffic

Peak ADT I-90 WB between Exit 30 & 32







# Site 8

I-90 EB between Exit 30 & 32



# \*Deleted\*

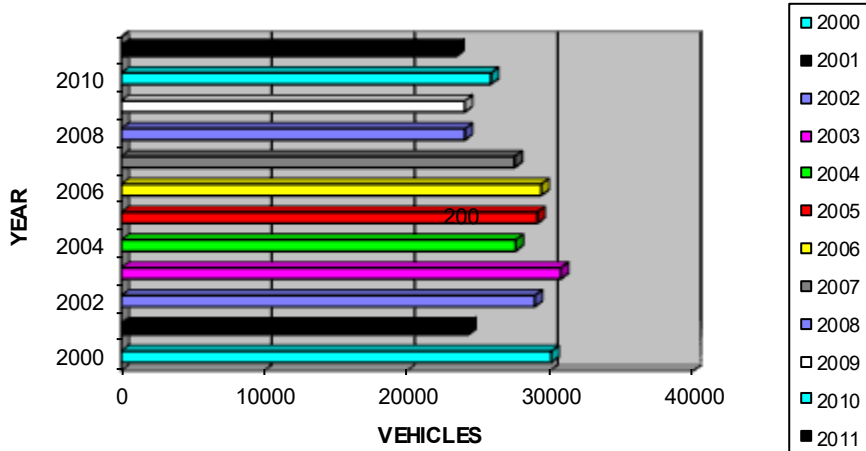
Daily Traffic Volumes - 24 Hours

	2002	2003	2004	2005	2006	2007	2008	2009	2010	2011	2012																									
27-Jul	sat	sun	tue	wed	thu	fri	sun	mon	tue	wed	fri																									
28-Jul	sun	mon	wed	thu	fri	sat	mon	tue	wed	thu	sat																									
29-Jul	mon	tue	thu	fri	sat	sun	tue	wed	thu	fri	sun																									
30-Jul	tue	wed	fri	sat	sun	mon	wed	thu	fri	sat	mon																									
31-Jul	wed	thu	sat	sun	mon	tue	thu	fri	sat	sun	tue																									
01-Aug	thu	fri	sun	mon	tue	wed	fri	sat	16,157	sun	mon	wed																								
02-Aug	fri	sat	19,818	mon	tue	wed	thu	sat	9,436	sun	18,492	mon	tue	thu																						
03-Aug	sat	17,583	sun	24,209	tue	wed	thu	fri	sun	9,106	mon	22,867	tue	wed	fri																					
04-Aug	sun	19,862	mon	27,904	wed	thu	fri	sat	18,848	sun	15,976	tue	23,184	wed	thu	sat																				
05-Aug	mon	23,261	tue	29,554	thu	fri	sat	18,874	sun	22,375	tue	22,742	wed	24,024	thu	fri	14,359	sun	22,742																	
06-Aug	tue	28,556	wed	30,739	fri	sat	20,031	sun	21,511	mon	25,394	wed	24,037	thu	20,084	fri	sat	16,582	mon	24,037																
07-Aug	wed	28,920	thu	27,200	sat	19,314	sun	23,533	mon	24,361	tue	25,485	thu	22,497	fri	21,786	sat	*	sun	17,622	tue	22,497														
08-Aug	thu	26,760	fri	27,621	sun	23,522	mon	27,878	tue	26,851	wed	27,500	fri	21,974	sat	17,558	sun	*	mon	21,313	wed	27,500														
09-Aug	fri	26,628	sat	23,038	mon	24,880	tue	28,071	wed	29,366	thu	25,924	sat	17,848	sun	11,591	mon	*	tue	21,229	thu	29,366														
10-Aug	sat	22,279	sun	14,760	tue	24,261	wed	29,105	thu	26,722	fri	24,514	sun	11,369	mon	tue	25,471	wed	23,421	fri	26,722															
11-Aug	sun	13,518	mon	wed	23,586	thu	27,436	fri	24,770	sat	19,365	mon	tue	25,924	sat	17,848	sun	11,591	mon	*	tue	21,229	thu	29,366												
12-Aug	mon	tue	thu	27,571	fri	24,974	sat	18,694	sun	12,848	tue	25,924	sat	17,848	sun	11,591	mon	*	tue	21,229	thu	29,366														
13-Aug	tue	wed	fri	27,144	sat	19,090	sun	12,761	mon	tue	25,924	sat	17,848	sun	11,591	mon	*	tue	21,229	thu	29,366															
14-Aug	wed	thu	sat	21,856	sun	13,703	mon	tue	25,924	sat	17,848	sun	11,591	mon	*	tue	21,229	thu	29,366	sat	21,856	sun	13,703	mon	tue	25,924	sat	17,848	sun	11,591	mon	*	tue	21,229	thu	29,366
15-Aug	thu	fri	sun	14,850	mon	tue	wed	25,924	sat	17,848	sun	11,591	mon	*	tue	21,229	thu	29,366	sat	21,856	sun	13,703	mon	tue	25,924	sat	17,848	sun	11,591	mon	*	tue	21,229	thu	29,366	
16-Aug	fri	sat	mon	tue	wed	25,924	sat	17,848	sun	11,591	mon	*	tue	21,229	thu	29,366	sat	21,856	sun	13,703	mon	tue	25,924	sat	17,848	sun	11,591	mon	*	tue	21,229	thu	29,366			

xx,xxx = Rally Peak Traffic

\* = Counter Failure/Road Tube Cut (some hours estimated)

Peak ADT Peak ADT I-90 EB between Exit 30 & 32





# Site 9

I-90 Exit 30 WB Offramp

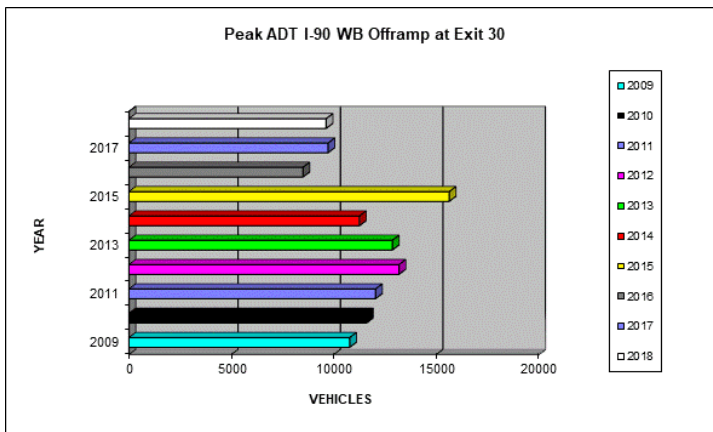


Daily Traffic Volumes - 24 Hours

	2009	2010	2011	2012	2013	2014	2015	2016	2017	2018
27-Jul	mon	tue	wed	fri	sat	sun	mon 5,261	tue	thu	fri
28-Jul	tue	wed	thu	sat	sun	mon	tue 5,733	wed	fri	sat
29-Jul	wed	thu	fri	sun	mon	tue	wed 6,607	thu	sat	sun
30-Jul	thu	fri	sat	mon	tue	wed	thu 7,446	fri	sun	mon
31-Jul	fri	sat	sun	tue	wed	thu	fri 10,804	sat	mon	tue
01-Aug	sat 8,892	sun	mon	wed	thu	fri 7,532	sat 14,025	sun	tue	wed
02-Aug	sun 9,275	mon	tue	thu	fri	sat 9,457	sun 14,534	mon	wed	thu
03-Aug	mon 9,848	tue	wed	fri 7,172	sat 10,591	sun 10,130	mon 15,626	tue 4,202	thu	fri 8,050
04-Aug	tue 10,771	wed	thu	sat 9,502	sun 10,854	mon 11,245	tue 13,954	wed 4,867	fri 7,827	sat 9,534
05-Aug	wed 10,283	thu	fri 7,254	sun 10,861	mon 12,851	tue 8,646	wed 14,462	thu 5,378	sat 8,750	sun 8,544
06-Aug	thu 8,817	fri	sat 9,613	mon 13,176	tue 12,271	wed 9,574	thu 13,441	fri 7,028	sun 8,594	mon 9,319
07-Aug	fri 9,259	sat 9,643	sun 9,959	tue 12,677	wed 10,999	thu 10,151	fri 12,008	sat 7,822	mon 9,713	tue 9,619
08-Aug	sat 6,456	sun 10,759	mon 12,031	wed 11,295	thu 9,612	fri 8,237	sat 8,023	sun 8,206	tue 8,712	wed 9,162
09-Aug	sun 3,287	mon 11,590	tue 10,485	thu 10,736	fri 8,422	sat 6,533	sun 4,194	mon 8,324	wed 8,294	thu 8,384
10-Aug	mon	tue 11,368	wed 10,496	fri 9,165	sat 6,328	sun 3,495	mon	tue 8,487	thu 7,582	fri 7,685
11-Aug	tue	wed 10,265	thu 10,022	sat 6,157	sun 3,377	mon	tue	wed 7,575	fri 6,893	sat 5,657
12-Aug	wed	thu 10,311	fri 9,247	sun 3,860	mon	tue	wed	thu 6,988	sat 5,276	sun 3,145
13-Aug	thu	fri 9,043	sat 6,386	mon	tue	wed	thu	fri 7,157	sun 3,184	mon
14-Aug	fri	sat 6,386	sun 3,451	tue	wed	thu	fri	sat 5,753	mon	tue
15-Aug	sat	sun 3,330	mon	wed	thu	fri	sat	sun 3,060	tue	wed
16-Aug	sun	mon	tue	thu	fri	sat	sun	mon	wed	thu

xx,xxx = Rally Peak

Peak ADT I-90 WB Offramp at Exit 30





# Site 10

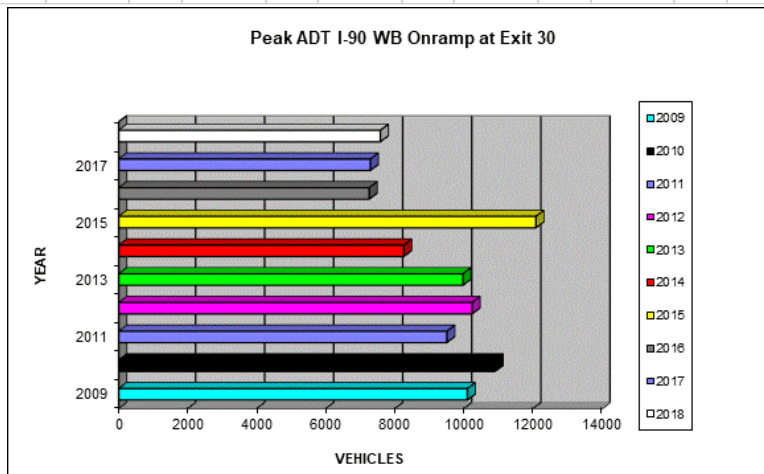
I-90 Exit 30 WB Onramp



Daily Traffic Volumes - 24 Hours

	2009		2010		2011		2012		2013		2014		2015		2016		2017		2018	
27-Jul	mon		tue		wed		fri		sat		sun		mon	3,342	tue		thu		fri	
28-Jul	tue		wed		thu		sat		sun		mon		tue	3,609	wed		fri		sat	
29-Jul	wed		thu		fri		sun		mon		tue		wed	4,124	thu		sat		sun	
30-Jul	thu		fri		sat		mon		tue		wed		thu	4,650	fri		sun		mon	
31-Jul	fri		sat		sun		tue		wed		thu		fri	5,743	sat		mon		tue	
01-Aug	sat	5,641	sun		mon		wed		thu		fri	4,304	sat	7,212	sun		tue		wed	
02-Aug	sun	7,343	mon		tue		thu		fri		sat	5,610	sun	9,240	mon		wed		thu	
03-Aug	mon	8,424	tue		wed		fri	4,041	sat	5,970	sun	7,004	mon	10,571	tue		thu		fri	5,000
04-Aug	tue	8,534	wed		thu		sat	5,356	sun	7,406	mon	7,460	tue	10,116	wed		fri	4,604	sat	5,971
05-Aug	wed	10,096	thu		fri	4,075	sun	7,411	mon	7,908	tue	6,524	wed	12,080	thu		sat	5,738	sun	6,021
06-Aug	thu	7,984	fri		sat	4,621	mon	8,108	tue	8,575	wed	8,254	thu	10,073	fri	4,203	sun	6,283	mon	6,633
07-Aug	fri	7,969	sat	6,240	sun	6,825	tue	8,859	wed	9,965	thu	7,871	fri	9,592	sat	5,270	mon	6,895	tue	7,253
08-Aug	sat	6,924	sun	8,244	mon	7,738	wed	10,233	thu	8,019	fri	7,278	sat	7,867	sun	6,114	tue	7,188	wed	7,576
09-Aug	sun	4,148	mon	8,913	tue	7,628	thu	8,345	fri	7,735	sat	5,947	sun	5,707	mon	6,086	wed	7,288	thu	6,760
10-Aug	mon		tue	9,441	wed	9,501	fri	7,534	sat	6,151	sun	4,480	mon		tue	6,949	thu	6,554	fri	6,283
11-Aug	tue		wed	10,904	thu	7,855	sat	5,846	sun	4,296	mon		tue		wed	7,254	fri	5,694	sat	5,104
12-Aug	wed		thu	9,215	fri	6,998	sun	4,500	mon		tue		wed		thu	6,103	sat	4,790	sun	4,093
13-Aug	thu		fri	8,265	sat	6,246	mon		tue		wed		thu		fri	5,956	sun	3,734	mon	
14-Aug	fri		sat	6,907	sun	4,438	tue		wed		thu		fri		sat	5,284	mon		tue	
15-Aug	sat		sun	4,905	mon		wed		thu		fri		sat		sun	3,796	tue		wed	
16-Aug	sun		mon		tue		thu		fri		sat		sun		mon		wed		thu	

xx,xxx = Rally Peak







# Site 11

I-90 Exit 30 EB Offramp

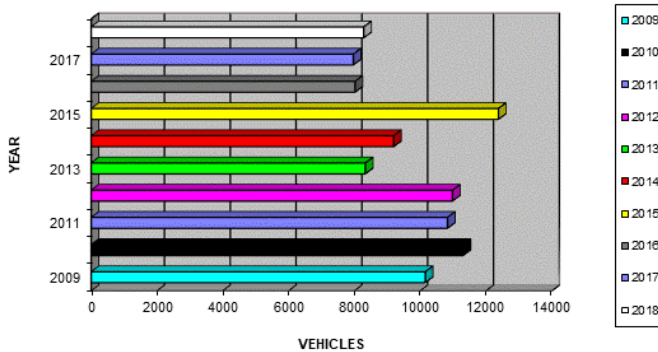


Daily Traffic Volumes - 24 Hours

	2009	2010	2011	2012	2013	2014	2015	2016	2017	2018
27-Jul	mon	tue	wed	fri	sat	sun	mon 3,810	tue	thu	fri
28-Jul	tue	wed	thu	sat	sun	mon	tue 4,076	wed	fri	sat
29-Jul	wed	thu	fri	sun	mon	tue	wed 4,821	thu	sat	sun
30-Jul	thu	fri	sat	mon	tue	wed	thu 5,673	fri	sun	mon
31-Jul	fri	sat	sun	tue	wed	thu	fri 7,688	sat	mon	tue
01-Aug	sat 6,612	sun	mon	wed	thu	fri 5,193	sat 10,051	sun	tue	wed
02-Aug	sun 7,650	mon	tue	thu	fri	sat 7,328	sun 10,825	mon	wed	thu
03-Aug	mon 8,776	tue	wed	fri 5,147	sat 6,817	sun 8,249	mon 12,194	tue 3,243	thu	fri 6,209
04-Aug	tue 7,753	wed	thu	sat 7,361	sun 7,916	mon 8,565	tue 10,898	wed 3,739	fri 6,057	sat 7,206
05-Aug	wed 10,151	thu	fri 4,968	sun 8,848	mon 7,919	tue 7,015	wed 12,373	thu 4,067	sat 7,078	sun 6,258
06-Aug	thu 6,801	fri	sat 7,423	mon 9,085	tue 8,329	wed 9,191	thu 10,516	fri 5,437	sun 7,129	mon 7,154
07-Aug	fri 7,039	sat 7,864	sun 8,115	tue 9,299	wed 8,288	thu 7,755	fri 9,392	sat 6,668	mon 7,391	tue 7,561
08-Aug	sat 5,298	sun 9,366	mon 9,524	wed 10,979	thu 8,089	fri 7,192	sat 6,126	sun 6,940	tue 7,965	wed 8,282
09-Aug	sun 2,547	mon 10,040	tue 8,839	thu 8,622	fri 6,771	sat 5,265	sun 3,430	mon 7,370	wed 7,934	thu 6,746
10-Aug	mon	tue 8,647	wed 10,828	fri 6,943	sat 5,228	sun 2,694	mon	tue 7,654	thu 6,570	fri 5,685
11-Aug	tue	wed 11,302	thu 8,310	sat 5,172	sun 2,577	mon	tue	wed 8,018	fri 5,522	sat 4,487
12-Aug	wed	thu 8,657	fri 7,936	sun 2,783	mon	tue	wed	thu 6,438	sat 4,751	sun 2,342
13-Aug	thu	fri 8,181	sat 5,063	mon	tue	wed	thu	fri 4,637	sun 2,276	mon
14-Aug	fri	sat 5,072	sun 2,733	tue	wed	thu	fri	sat 5,248	mon	tue
15-Aug	sat	sun 3,038	mon	wed	thu	fri	sat	sun 2,473	tue	wed
16-Aug	sun	mon	tue	thu	fri	sat	sun	mon	wed	thu

xx,xxx = Rally Peak

Peak ADT I-90 EB Offramp at Exit 30





# Site 12

I-90 Exit 30 EB Onramp



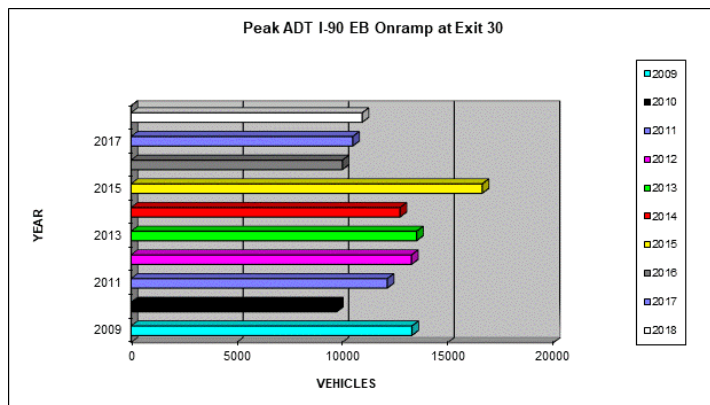
Daily Traffic Volumes - 24 Hours

	2009	2010	2011	2012	2013	2014	2015	2016	2017	2018
27-Jul	mon	tue	wed	fri	sat	sun	mon 4,797	tue	thu	fri
28-Jul	tue	wed	thu	sat	sun	mon	tue 5,198	wed	fri	sat
29-Jul	wed	thu	fri	sun	mon	tue	wed 5,907	thu	sat	sun
30-Jul	thu	fri	sat	mon	tue	wed	thu 6,822	fri	sun	mon
31-Jul	fri	sat	sun	tue	wed	thu	fri 9,460	sat	mon	tue
01-Aug	sat 8,114	sun	mon	wed	thu	fri 6,529	sat 11,973	sun	tue	wed
02-Aug	sun 10,120	mon	tue	thu	fri	sat 8,556	sun 14,827	mon	wed	thu
03-Aug	mon 12,950	tue	wed	fri 6,379	sat 9,140	sun 10,317	mon 16,545	tue	thu	fri 7,507
04-Aug	tue 13,299	wed	thu	sat 8,199	sun 11,407	mon 12,227	tue 15,994	wed	fri 7,238	sat 9,298
05-Aug	wed 12,408	thu	fri 4,214	sun 10,642	mon 13,255	tue 10,489	wed 16,629	thu	sat 8,602	sun 9,705
06-Aug	thu 11,158	fri	sat 6,296	mon 12,769	tue 13,522	wed 11,030	thu 16,158	fri	sun 9,562	mon 9,967
07-Aug	fri 12,255	sat 6,671	sun 6,657	tue 13,279	wed 10,129	thu 12,735	fri 15,660	sat	mon 10,499	tue 10,943
08-Aug	sat 9,937	sun 7,681	mon 8,511	wed 12,454	thu 12,877	fri 11,489	sat 12,489	sun	tue 10,177	wed 10,158
09-Aug	sun 6,055	mon 8,971	tue 12,132	thu 12,558	fri 11,888	sat 10,306	sun 7,428	mon	wed 9,565	thu 9,837
10-Aug	mon	tue 9,735	wed 12,000	fri 12,456	sat 10,090	sun 6,292	mon	tue	thu 9,431	fri 9,996
11-Aug	tue	wed 8,958	thu 11,984	sat 9,562	sun 6,080	mon	tue	wed	fri 7,885	sat 7,904
12-Aug	wed	thu 9,310	fri 11,697	sun 6,129	mon	tue	wed	thu	sat 4,643	sun 5,391
13-Aug	thu	fri 8,912	sat 9,535	mon	tue	wed	thu	fri	sun 5,251	mon
14-Aug	fri	sat 8,357	sun 6,020	tue	wed	thu	fri	sat	mon	tue
15-Aug	sat	sun *	mon	wed	thu	fri	sat	sun	tue	wed
16-Aug	sun	mon	tue	thu	fri	sat	sun	mon	wed	thu

xx,xxx = Rally Peak

\* = Counter Failure/Road Tube Cut (some hours estimated)

Peak ADT I-90 EB Onramp at Exit 30





# Site 13

US 14A EB south of Exit 30



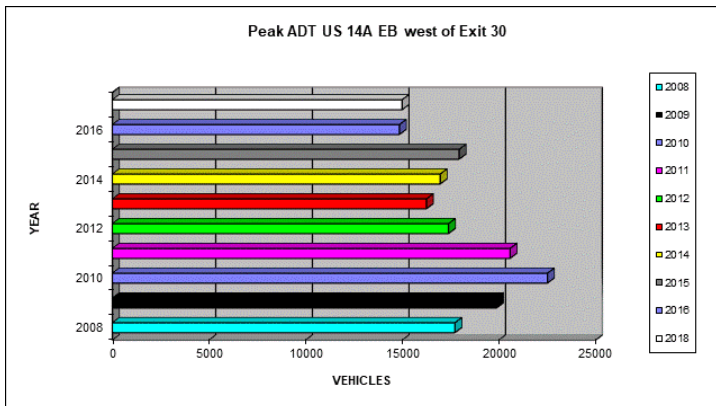
Daily Traffic Volumes - 24 Hours

	2009	2010	2011	2012	2013	2014	2015	2016	2017	2018
27-Jul	mon	tue	wed	fri	sat	sun	mon 7,277	tue	thu	fri
28-Jul	tue	wed	thu	sat	sun	mon	tue 8,387	wed	fri	sat
29-Jul	wed	thu	fri	sun	mon	tue	wed 9,164	thu	sat	sun
30-Jul	thu	fri	sat	mon	tue	wed	thu 11,267	fri	sun	mon
31-Jul	fri	sat	sun	tue	wed	thu	fri 14,215	sat	mon	tue
01-Aug	sat 15,115	sun	mon	wed	thu	fri 9,813	sat 15,402	sun	tue	wed
02-Aug	sun 17,198	mon	tue	thu	fri	sat 12,201	sun 15,966	mon	wed	thu
03-Aug	mon 19,879	tue	wed	fri 10,352	sat 11,907	sun 12,756	mon 16,906	tue 6,823	thu	fri 12,382
04-Aug	tue 18,459	wed	thu	sat 13,872	sun 13,492	mon 16,512	tue 15,019	wed 7,771	fri 11,668	sat 14,451
05-Aug	wed 17,100	thu	fri 11,639	sun 15,719	mon 14,925	tue 14,071	wed 16,059	thu 8,927	sat 11,645	sun 13,094
06-Aug	thu 15,209	fri	sat 15,452	mon 17,388	tue 12,492	wed 16,270	thu 16,847	fri 11,115	sun 12,117	mon 14,843
07-Aug	fri 17,682	sat 17,428	sun 17,408	tue 17,073	wed 12,824	thu 16,958	fri 17,941	sat 12,679	mon 12,880	tue 14,335
08-Aug	sat 12,945	sun 20,097	mon 20,575	wed 16,716	thu 16,247	fri 15,414	sat 13,523	sun 13,950	tue 12,301	wed 14,989
09-Aug	sun 7,406	mon 22,509	tue 18,940	thu 16,392	fri 14,674	sat 12,430	sun 8,587	mon 14,802	wed 11,994	thu 14,555
10-Aug	mon	tue 22,058	wed 18,916	fri 14,261	sat 11,960	sun 7,620	mon	tue 14,851	thu 11,142	fri 13,588
11-Aug	tue	wed 19,287	thu 18,424	sat 12,264	sun 7,077	mon	tue	wed 13,598	fri 10,325	sat 11,085
12-Aug	wed	thu 19,734	fri 16,004	sun 6,745	mon	tue	wed	thu 13,208	sat 8,806	sun 6,843
13-Aug	thu	fri 18,675	sat 13,717	mon	tue	wed	thu	fri 13,169	sun 6,326	mon
14-Aug	fri	sat 13,702	sun 7,533	tue	wed	thu	fri	sat 10,961	mon	tue
15-Aug	sat	sun 8,340	mon	wed	thu	fri	sat	sun 6,730	tue	wed
16-Aug	sun	mon	tue	thu	fri	sat	sun	mon	wed	thu

xx,xxx = Rally Peak

xx,xxx = estimated count

Peak ADT US 14A EB west of Exit 30







# Site 14

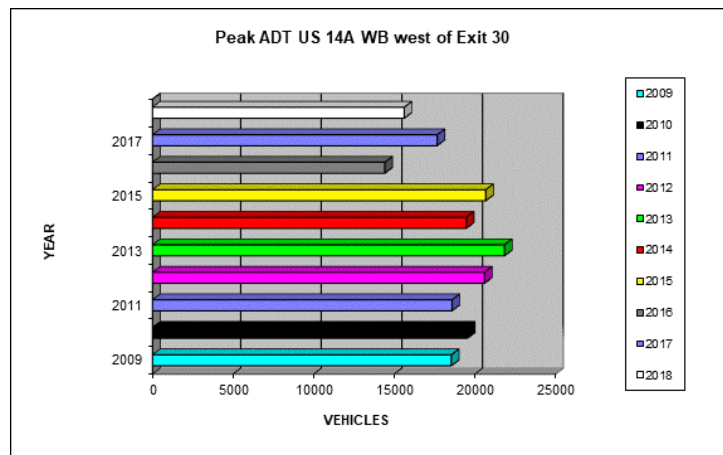
US 14A WB south of Exit 30



Daily Traffic Volumes - 24 Hours

	2009	2010	2011	2012	2013	2014	2015	2016	2017	2018
27-Jul	mon	tue	wed	fri	sat	sun	mon 7,143	tue	thu	fri
28-Jul	tue	wed	thu	sat	sun	mon	tue 8,051	wed	fri	sat
29-Jul	wed	thu	fri	sun	mon	tue	wed 9,193	thu	sat	sun
30-Jul	thu	fri	sat	mon	tue	wed	thu 10,375	fri	sun	mon
31-Jul	fri	sat	sun	tue	wed	thu	fri 13,095	sat	mon	tue
01-Aug	sat 13,394	sun	mon	wed	thu	fri 11,645	sat 16,142	sun	tue	wed
02-Aug	sun 15,979	mon	tue	thu	fri	sat 16,148	sun 17,746	mon	wed	thu
03-Aug	mon 18,527	tue	wed	fri 10,532	sat 14,182	sun 19,464	mon 18,894	tue 6,513	thu	fri 12,218
04-Aug	tue 17,329	wed	thu	sat 14,490	sun 16,693	mon 16,343	tue 17,041	wed 7,547	fri 12,361	sat 14,286
05-Aug	wed 16,296	thu	fri 10,686	sun 17,056	mon 18,848	tue 14,235	wed 17,977	thu 8,403	sat 14,886	sun 13,806
06-Aug	thu 14,417	fri	sat 13,960	mon 19,258	tue 21,825	wed 16,120	thu 20,661	fri 10,509	sun 16,569	mon 15,448
07-Aug	fri 15,871	sat 15,275	sun 15,957	tue 19,036	wed 19,083	thu 17,103	fri 19,124	sat 12,212	mon 17,647	tue 14,925
08-Aug	sat 12,038	sun 17,567	mon 18,572	wed 18,369	thu 16,665	fri 15,146	sat 12,240	sun 13,474	tue 16,434	wed 15,606
09-Aug	sun 7,394	mon 19,528	tue 17,005	thu 20,589	fri 14,623	sat 12,002	sun 8,411	mon 14,405	wed 15,877	thu 14,485
10-Aug	mon	tue 19,004	wed 17,295	fri 19,560	sat 11,762	sun 7,648	mon	tue 14,050	thu 15,451	fri 13,496
11-Aug	tue	wed 17,727	thu 16,646	sat 15,257	sun 7,235	mon	tue	wed 12,716	fri 13,554	sat 10,612
12-Aug	wed	thu 17,675	fri 5,865	sun 9,307	mon	tue	wed	thu 12,062	sat 10,940	sun 6,875
13-Aug	thu	fri 16,805	sat 12,403	mon	tue	wed	thu	fri 12,358	sun 7,102	mon
14-Aug	fri	sat 12,676	sun 7,569	tue	wed	thu	fri	sat 10,332	mon	tue
15-Aug	sat	sun 8,252	mon	wed	thu	fri	sat	sun 6,835	tue	wed
16-Aug	sun	mon	tue	thu	fri	sat	sun	mon	wed	thu

xx.xxx = Rally Peak





# Site 15

I-90 WB west of Exit 30

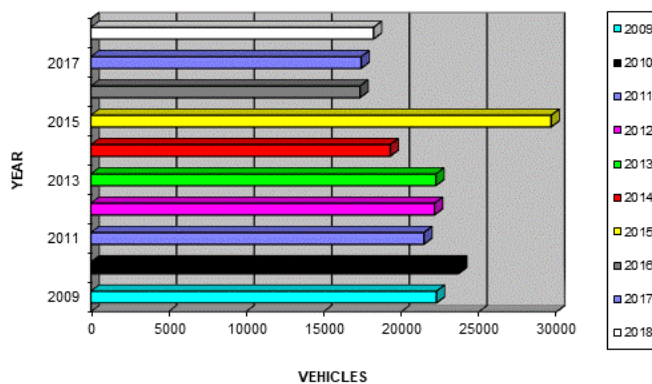


Daily Traffic Volumes - 24 Hours

	2010	2011	2012	2013	2014	2015	2016	2017	2018
27-Jul	tue	wed	fri	sat	sun	mon 11,189	tue	thu	fri
28-Jul	wed	thu	sat	sun	mon	tue 11,441	wed	fri	sat
29-Jul	thu	fri	sun	mon	tue	wed 12,787	thu	sat	sun
30-Jul	fri	sat	mon	tue	wed	thu 11,099	fri	sun	mon
31-Jul	sat	sun	tue	wed	thu	fri 15,463 *	sat	mon	tue
01-Aug	sun	mon	wed	thu	fri 13,568	sat 17,251 *	sun	tue	wed
02-Aug	mon	tue	thu	fri	sat 15,209	sun 24,874 *	mon	wed	thu
03-Aug	tue	wed	fri 11,690	sat 15,130	sun 16,553	mon 28,457 *	tue	thu	fri 14,365
04-Aug	wed	thu	sat 14,258	sun 17,416	mon 16,056	tue 22,837	wed 11,067	fri 13,753	sat 15,189
05-Aug	thu	fri 11,774	sun 17,459	mon 18,459	tue 15,926	wed 29,642	thu 11,539	sat 14,699	sun 14,717
06-Aug	fri	sat 14,181	mon 18,297	tue 19,484	wed 19,275	thu 23,278	fri 13,254	sun 15,261	mon 14,965
07-Aug	sat 15,575	sun 15,759	tue 18,978	wed 22,219	thu 18,321	fri 21,418	sat 14,117	mon 17,235	tue 17,608
08-Aug	sun 18,527	mon 18,060	wed 22,129	thu 17,992	fri 16,456	sat 17,219	sun 14,933	tue 17,360	wed 18,200
09-Aug	mon 19,845	tue 17,499	thu 17,929	fri 16,705	sat 14,002	sun 13,300	mon 15,935	wed 17,405	thu 16,327
10-Aug	tue 20,617	wed 21,448	fri 16,316	sat 13,948	sun 11,424	mon	tue 16,785	thu 16,091	fri 15,699
11-Aug	wed 23,685	thu 17,789	sat 13,245	sun 10,886	mon	tue	wed 17,330	fri 14,374	sat 13,047
12-Aug	thu 19,469	fri 15,773	sun 10,847	mon	tue	wed	thu 14,748	sat 12,696	sun 11,059
13-Aug	fri 17,509	sat 13,999	mon	tue	wed	thu	fri 14,865	sun 10,686	mon
14-Aug	sat 14,746	sun 11,016	tue	wed	thu	fri	sat 13,347	mon	tue
15-Aug	sun 11,767	mon	wed	thu	fri	sat	sun 7,581	tue	wed
16-Aug	mon	tue	thu	fri	sat	sun	mon	wed	thu

xx,xxx = Rally Peak      \* = Counter Failure/Road Tube Cut (some hours estimated)

I-90 WB west of Exit 30





# Site 16

I-90 EB west of Exit 30



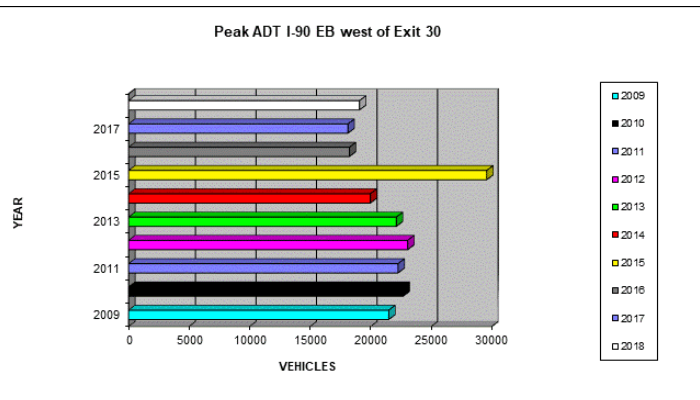
Daily Traffic Volumes - 24 Hours

	2008	2009	2010	2011	2012	2013	2014	2015	2016	2017	2018
27-Jul	sun	mon	tue	wed	fri	sat	sun	mon 10,984	tue	thu	fri
28-Jul	mon	tue	wed	thu	sat	sun	mon	tue 11,904	wed	fri	sat
29-Jul	tue	wed	thu	fri	sun	mon	tue	wed 13,258	thu	sat	sun
30-Jul	wed	thu	fri	sat	mon	tue	wed	thu 14,959	fri	sun	mon
31-Jul	thu	fri	sat	sun	tue	wed	thu	fri 18,652	sat	mon	tue
01-Aug	fri	sat 14,669	sun	mon	wed	thu	fri 14,304	sat 24384 *	sun	tue	wed
02-Aug	sat 14,411	sun 16,089	mon	tue	thu	fri	sat 16,033	sun 26261 *	mon	wed	thu
03-Aug	sun 15,802	mon 18,875	tue	wed	fri 12,989	sat 15,950	sun 17,045	mon 29582 *	tue	thu	fri 15,652
04-Aug	mon 19,340	tue 20,559	wed	thu	sat 15,668	sun 18,312	mon 18,368	tue 23,250	wed	fri 15,660	sat 16,197
05-Aug	tue 17,438	wed 21,486	thu	fri 13,058	sun 17,635	mon 19,103	tue 16,187	wed 29,026	thu	sat 15,648	sun 14,268
06-Aug	wed 21,774	thu 16,294	fri	sat 15,600	mon 19,260	tue 19,302	wed 19,964	thu 23,256	fri	sun 15,523	mon 16,347
07-Aug	thu 17,849	fri 17,191	sat 16,199	sun 15,989	tue 19,769	wed 22,113	thu 18,271	fri 21,491	sat	mon 17,264	tue 17,969
08-Aug	fri 17,044	sat 13,408	sun 17,852	mon 18,966	wed 23,051	thu 18,584	fri 17,150	sat 15,374	sun 15,125	tue 18,093	wed 19,073
09-Aug	sat 13,038	sun 8,441	mon 19,771	tue 18,355	thu 18,817	fri 16,596	sat 13,657	sun 10,266	mon 16,285	wed 18,113	thu 16,531
10-Aug	sun 8,097	mon	tue 19,762	wed 22,257	fri 16,492	sat 13,278	sun 8,942	mon	tue 17,107	thu 16,335	fri 15,453
11-Aug	mon	tue	wed 22,672	thu 18,185	sat 12,949	sun 8,707	mon	tue	wed 18,239	fri 14,792	sat 12,457
12-Aug	tue	wed	thu 18,727	fri 17,514	sun 8,509	mon	tue	wed	thu 15,549	sat 12,795	sun 8,820
13-Aug	wed	thu	fri 17,263	sat 12,744	mon	tue	wed	thu	fri 16,321	sun 8,724	mon
14-Aug	thu	fri	sat 12,239	sun 8,474	tue	wed	thu	fri	sat 15,402	mon	tue
15-Aug	fri	sat	sun 7,453	mon	wed	thu	fri	sat	sun 8,744	tue	wed
16-Aug	sat	sun	mon	tue	thu	fri	sat	sun	mon	wed	thu

xx,xxx = Rally Peak

\* = Counter Failure/Road Tube Cut (some hours estimated)

Peak ADT I-90 EB west of Exit 30







# Site 17

SD 34 WB east of Buffalo Chip

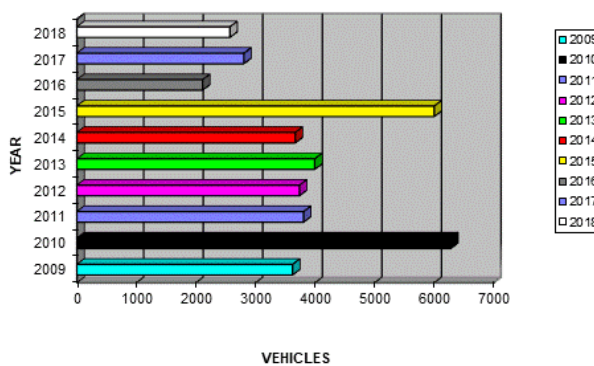


Daily Traffic Volumes - 24 Hours

	2009	2010	2011	2012	2013	2014	2015	2016	2017	2018
27-Jul	mon	tue	wed	fri	sat	sun	mon 1,340	tue	thu	fri
28-Jul	tue	wed	thu	sat	sun	mon	tue 1,457	wed	fri	sat
29-Jul	wed	thu	fri	sun	mon	tue	wed 1,793	thu	sat	sun
30-Jul	thu	fri	sat	mon	tue	wed	thu 2,371	fri	sun	mon
31-Jul	fri	sat	sun	tue	wed	thu	fri 3,606	sat	mon	tue
01-Aug	sat 2,615	sun	mon	wed	thu	fri 2,041	sat 5,340	sun	tue	wed
02-Aug	sun 3,311	mon	tue	thu	fri	sat 2,944	sun 5,997	mon	wed	thu
03-Aug	mon 3,517	tue	wed	fri 1,961	sat 3,341	sun 3,409	mon 5,927	tue 796	thu	fri 2,055
04-Aug	tue 3,323	wed	thu	sat 2,731	sun 3,840	mon 3,665	tue 5,302	wed 858	fri 2,210	sat 2,568
05-Aug	wed 3,620	thu	fri 2,219	sun 3,317	mon 3,992	tue 3,249	wed 5,572	thu 1,240	sat 2,677	sun 2,291
06-Aug	thu 3,011	fri	sat 3,315	mon 3,556	tue 3,878	wed 3,447	thu 5,176	fri 1,798	sun 2,802	mon 2,435
07-Aug	fri 2,663	sat 3,563	sun 3,384	tue 3,639	wed 3,755	thu 3,305	fri 4,317	sat 1,993	mon 2,793	tue 2,444
08-Aug	sat 1,769	sun 4,212	mon 3,805	wed 3,736	thu 3,437	fri 1,890	sat 2,441	sun 2,053	tue 2,676	wed 2,434
09-Aug	sun 1,039	mon 4,909	tue 3,736	thu 3,589	fri 2,557	sat 1,817	sun 1,264	mon 2,109	wed 2,783	thu 2,450
10-Aug	mon	tue 5,896	wed 3,746	fri 2,557	sat 1,625	sun 1,049	mon	tue 2,063	thu 2,515	fri 1,930
11-Aug	tue	wed 6,275	thu 3,509	sat 1,205	sun 980	mon	tue	wed 1,946	fri 1,879	sat 1,294
12-Aug	wed	thu 4,665	fri 2,827	sun 922	mon	tue	wed	thu 1,953	sat 1,404	sun 883
13-Aug	thu	fri 4,254	sat 2,050	mon	tue	wed	thu	fri 1,642	sun 894	mon
14-Aug	fri	sat 2,671	sun 1,106	tue	wed	thu	fri	sat 1,256	mon	tue
15-Aug	sat	sun 1,273	mon	wed	thu	fri	sat	sun 753	tue	wed
16-Aug	sun	mon	tue	thu	fri	sat	sun	mon	wed	thu

xx,xxx = Rally Peak

Peak ADT SD 34 WB east of Buffalo Chip Campground





# Site 18

SD 34 EB east of Buffalo Chip



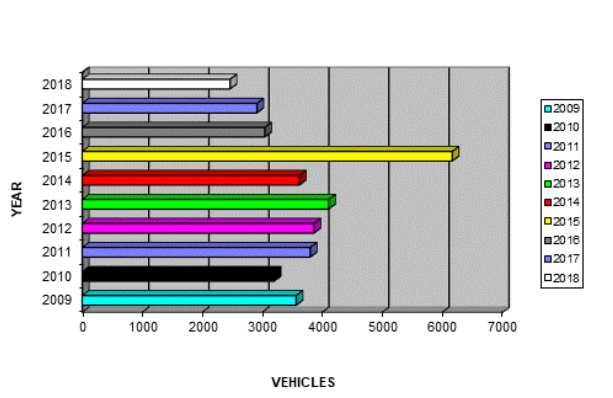
Daily Traffic Volumes - 24 Hours

	2009	2010	2011	2012	2013	2014	2015	2016	2017	2018
27-Jul	mon	tue	wed	fri	sat	sun	mon 1,338	tue	thu	fri
28-Jul	tue	wed	thu	sat	sun	mon	tue 1,461	wed	fri	sat
29-Jul	wed	thu	fri	sun	mon	tue	wed 1,773	thu	sat	sun
30-Jul	thu	fri	sat	mon	tue	wed	thu 2,209	fri	sun	mon
31-Jul	fri	sat	sun	tue	wed	thu	fri 3,162	sat	mon	tue
01-Aug	sat 2,397	sun	mon	wed	thu	fri 1,851	sat 4,447	sun	tue	wed
02-Aug	sun 3,134	mon	tue	thu	fri	sat 2,647	sun 5,641	mon	wed	thu
03-Aug	mon <b>3,563</b>	tue	wed	fri 1,794	sat 3,041	sun 3,414	mon <b>6,163</b>	tue 879	thu	fri 1,786
04-Aug	tue 3,279	wed	thu	sat 2,437	sun 3,814	mon <b>3,616</b>	tue 5,602	wed 984	fri 1,981	sat 2,202
05-Aug	wed 3,424	thu	fri 1,740	sun 3,517	mon 4,045	tue 3,312	wed 6,051	thu 1,263	sat 2,308	sun 2,216
06-Aug	thu 2,906	fri	sat 2,600	mon 3,765	tue <b>4,105</b>	wed 3,390	thu 5,185	fri 1,848	sun 2,737	mon 2,450
07-Aug	fri 2,552	sat *	sun 3,377	tue <b>3,859</b>	wed 3,768	thu 3,411	fri 4,427	sat 2,455	mon <b>2,909</b>	tue <b>2,461</b>
08-Aug	sat 1,747	sun *	mon <b>3,797</b>	wed 3,739	thu 3,415	fri 3,417	sat 3,357	sun 3,026	tue 2,698	wed 2,389
09-Aug	sun 1,235	mon *	tue 3,725	thu 3,531	fri 2,624	sat 1,645	sun 1,455	mon <b>3,040</b>	wed 2,753	thu 2,187
10-Aug	mon	tue *	wed 3,773	fri 2,812	sat 1,723	sun 939	mon	tue 2,962	thu 2,551	fri 2,032
11-Aug	tue	wed *	thu 3,335	sat 1,800	sun 1,199	mon	tue	wed 2,782	fri 1,945	sat 1,510
12-Aug	wed	thu *	fri 2,617	sun 1,204	mon	tue	wed	thu 2,379	sat 1,430	sun 1,040
13-Aug	thu	fri <b>3,198</b>	sat 2,142	mon	tue	wed	thu	fri 2,113	sun 1,017	mon
14-Aug	fri	sat 2,330	sun 1,238	tue	wed	thu	fri	sat 1,765	mon	tue
15-Aug	sat	sun 1,461	mon	wed	thu	fri	sat	sun 1,090	tue	wed
16-Aug	sun	mon	tue	thu	fri	sat	sun	mon	wed	thu

xx,xxx = Rally Peak

\* = Counter Failure/Road Tube Cut (some hours estimated)

Peak ADT SD 34 EB east of Buffalo Chip Campground





# Site 19

SD 34 WB east of Glencoe



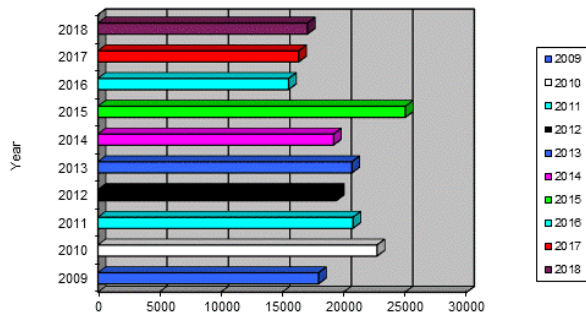
Daily Traffic Volumes - 24 Hours

	2009	2010	2011	2012	2013	2014	2015	2016	2017	2018
27-Jul	mon	tue	wed	fri	sat	sun	mon 4,918	tue	thu	fri
28-Jul	tue	wed	thu	sat	sun	mon	tue 6159 *	wed	fri	sat
29-Jul	wed	thu	fri	sun	mon	tue	wed 5350 *	thu	sat	sun
30-Jul	thu	fri	sat	mon	tue	wed	thu 6,822	fri	sun	mon
31-Jul	fri	sat	sun	tue	wed	thu	fri 8,896	sat	mon	tue
01-Aug	sat 10,725	sun	mon	wed	thu	fri 8,215	sat 11,643	sun	tue	wed
02-Aug	sun *	mon	tue	thu	fri	sat 11,845	sun 14,612	mon	wed	thu
03-Aug	mon 14,179	tue	wed	fri 7,344	sat 12,811	sun 16,025	mon 18,205	tue	thu	fri 10,189
04-Aug	tue *	wed	thu	sat 11,248	sun 17,248	mon 18,287	tue 23,676	wed	fri 9,744	sat 13,934
05-Aug	wed 17,941	thu	fri 7,114	sun 15,488	mon 19,704	tue 16,456	wed 23,957	thu 6,367	sat 12,884	sun 15,212
06-Aug	thu 17,729	fri	sat 11,602	mon 18,977	tue 20,655	wed 19,159	thu 25,003	fri 8,630	sun 15,653	mon 15,659
07-Aug	fri *	sat 12,690	sun 14,592	tue 18,747	wed 20,587	thu 19,028	fri 22,747	sat 11,972	mon 16,328	tue 17,037
08-Aug	sat *	sun 17,426	mon 18,618	wed 18,736	thu 19,471	fri 15,457	sat 17,099	sun 13,780	tue 15,425	wed 15,037
09-Aug	sun *	mon 19,709	tue 20,183	thu 19,393	fri 15,080	sat 11,484	sun 7,844	mon 15,503	wed 15,520	thu 16,637
10-Aug	mon	tue 21,308	wed 20,741	fri 16,242	sat 11,585	sun 6,575	mon	tue 14,291	thu 16,385	fri 15,667
11-Aug	tue	wed 22,700	thu 18,701	sat 10,907	sun 5,965	mon	tue	wed 12,811	fri 12,378	sat 10,544
12-Aug	wed	thu 21,033	fri 15,970	sun 6,710	mon	tue	wed	thu 12,956	sat 8,829	sun 5,390
13-Aug	thu	fri 19,104	sat 12,526	mon	tue	wed	thu	fri 12,369	sun 4,861	mon
14-Aug	fri	sat 10,377	sun *	tue	wed	thu	fri	sat 9,380	mon	tue
15-Aug	sat	sun 4,135	mon	wed	thu	fri	sat	sun 5,056	tue	wed
16-Aug	sun	mon	tue	thu	fri	sat	sun	mon	wed	thu

xx,xxx = Rally Peak

\* = Counter Failure/Road Tube Cut (some hours estimated)

Peak ADT SD 34 WB east of Glencoe







# Site 20

SD 34 EB east of Glencoe

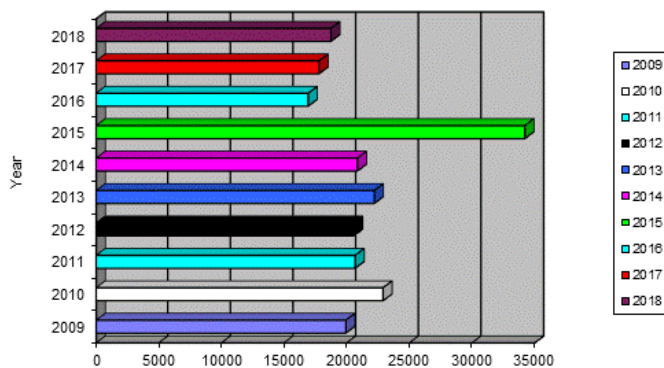


Daily Traffic Volumes - 24 Hours

	2009	2010	2011	2012	2013	2014	2015	2016	2017	2018
27-Jul	mon	tue	wed	fri	sat	sun	mon 5,687	tue	thu	fri
28-Jul	tue	wed	thu	sat	sun	mon	tue 7,698	wed	fri	sat
29-Jul	wed	thu	fri	sun	mon	tue	wed 10,527	thu	sat	sun
30-Jul	thu	fri	sat	mon	tue	wed	thu 12,166	fri	sun	mon
31-Jul	fri	sat	sun	tue	wed	thu	fri 18,191	sat	mon	tue
01-Aug	sat 12,494	sun	mon	wed	thu	fri 9,470	sat 26,398	sun	tue	wed
02-Aug	sun 16,846	mon	tue	thu	fri	sat 14,569	sun 33,113	mon	wed	thu
03-Aug	mon 16,812	tue	wed	fri 8,656	sat 15,408	sun 19,158	mon <b>34,199</b>	tue	thu	fri 11,004
04-Aug	tue 16,495	wed	thu	sat 14,546	sun 20,203	mon <b>20,846</b>	tue 27,338	wed	fri 10,926	sat 15,648
05-Aug	wed <b>19,918</b>	thu	fri 8,409	sun 18,741	mon <b>22,192</b>	tue 18,086	wed 27,746	thu 6,781	sat 14,065	sun 16,228
06-Aug	thu 13,571	fri	sat 13,713	mon 20,469	tue 20,366	wed 19,734	thu 26,351	fri 10,240	sun 17,265	mon 17,908
07-Aug	fri 13,496	sat 15,004	sun 15,964	tue 20,202	wed 18,881	thu 17,060	fri 24,064	sat 12,580	mon 17,168	tue 17,405
08-Aug	sat 8,190	sun 19,060	mon <b>20,666</b>	wed <b>20,550</b>	thu 17,826	fri 14,116	sat 12,022	sun <b>16,917</b>	tue 16,202	wed 18,287
09-Aug	sun 4,336	mon 21,871	tue 19,192	thu 19,384	fri 13,210	sat 9,556	sun 6,048	mon 15,530	wed <b>17,781</b>	thu <b>18,726</b>
10-Aug	mon	tue <b>22,884</b>	wed 18,752	fri 13,596	sat 9,035	sun 5,200	mon	tue 15,559	thu 15,872	fri 13,280
11-Aug	tue	wed 19,280	thu 17,349	sat 9,161	sun 4,969	mon	tue	wed 14,026	fri 10,930	sat 10,136
12-Aug	wed	thu 19,100	fri 11,843	sun 4,983	mon	tue	wed	thu 13,578	sat 8,466	sun 4,541
13-Aug	thu	fri 15,056	sat 10,035	mon	tue	wed	thu	fri 11,472	sun 4,659	mon
14-Aug	fri	sat 10,256	sun 4,666	tue	wed	thu	fri	sat 9,221	mon	tue
15-Aug	sat	sun 5,139	mon	wed	thu	fri	sat	sun 4,700	tue	wed
16-Aug	sun	mon	tue	thu	fri	sat	sun	mon	wed	thu

xx,xxx = Rally Peak

Peak ADT SD 34 EB east of Glencoe





# Site 21

SD 79 NB north of Bear Butte



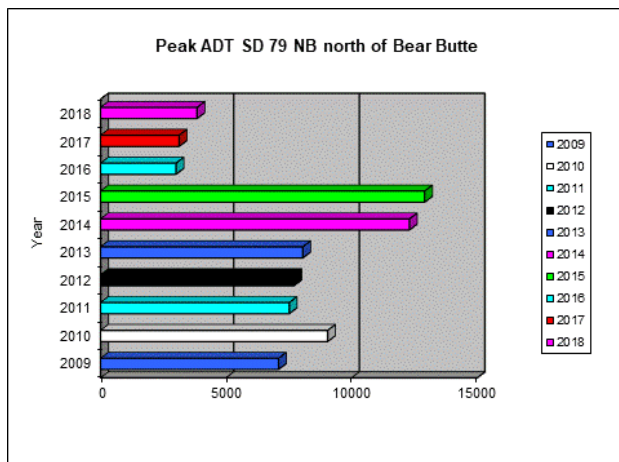
\* Site moved to north of Pappy Hoel Campground in 2016

Daily Traffic Volumes - 24 Hours

	2009	2010	2011	2012	2013	2014	2015	2016*	2017*	2018*
27-Jul	mon	tue	wed	fri	sat	sun	mon 2,836	tue	thu	fri
28-Jul	tue	wed	thu	sat	sun	mon	tue 3,192	wed	fri	sat
29-Jul	wed	thu	fri	sun	mon	tue	wed 3,555	thu	sat	sun
30-Jul	thu	fri	sat	mon	tue	wed	thu 3,732	fri	sun	mon
31-Jul	fri	sat	sun	tue	wed	thu	fri 5,406	sat	mon	tue
01-Aug	sat 3,990	sun	mon	wed	thu	fri 3,158	sat 7,249	sun	tue	wed
02-Aug	sun 5,179	mon	tue	thu	fri	sat 6,491	sun 10,993	mon	wed	thu
03-Aug	mon 6,272	tue	wed	fri 2,727	sat 4,794	sun 12,296	mon 11,244	tue	thu	fri 1,699
04-Aug	tue 6,553	wed	thu	sat 4,196	sun 6,620	mon 3,808	tue 10,513	wed 1,010	fri 1,814	sat 2,104
05-Aug	wed 7,086	thu	fri 3,056	sun 6,205	mon 7,083	tue 5,450	wed 12,904	thu 1,535	sat 1,871	sun 2,269
06-Aug	thu 5,178	fri	sat 4,619	mon 7,062	tue 7,844	wed 6,699	thu 10,401	fri 1,508	sun 2,414	mon 2,943
07-Aug	fri 4,070	sat 5,494	sun 5,419	tue 7,002	wed 8,053	thu 6,252	fri 11,385	sat 1,598	mon 2,638	tue 3,839
08-Aug	sat 3,110	sun 7,631	mon 7,207	wed 7,697	thu 6,165	fri 4,878	sat 5,110	sun 2,321	tue 3,125	wed 3,407
09-Aug	sun 2,008	mon 7,669	tue 6,361	thu 6,067	fri 5,006	sat 4,047	sun 2,845	mon 2,697	wed 2,775	thu 2,707
10-Aug	mon	tue 8,352	wed 7,512	fri 4,620	sat 3,660	sun 3,320	mon	tue 3,002	thu 2,585	fri 2,915
11-Aug	tue	wed 9,039	thu 5,910	sat 6,468	sun 2,753	mon	tue	wed 2,778	fri 2,162	sat 2,447
12-Aug	wed	thu 7,124	fri 4,979	sun 4,495	mon	tue	wed	thu 1,998	sat 1,937	sun 2,266
13-Aug	thu	fri 5,430	sat 3,792	mon	tue	wed	thu	fri 2,189	sun 2,232	mon
14-Aug	fri	sat 3,964	sun 2,664	tue	wed	thu	fri	sat 2,193	mon	tue
15-Aug	sat	sun 2,569	mon	wed	thu	fri	sat	sun 2,173	tue	wed
16-Aug	sun	mon	tue	thu	fri	sat	sun	mon	wed	thu

xx,xxx = Rally Peak

Peak ADT SD 79 NB north of Bear Butte





# Site 22

SD 79 SB north of Bear Butte

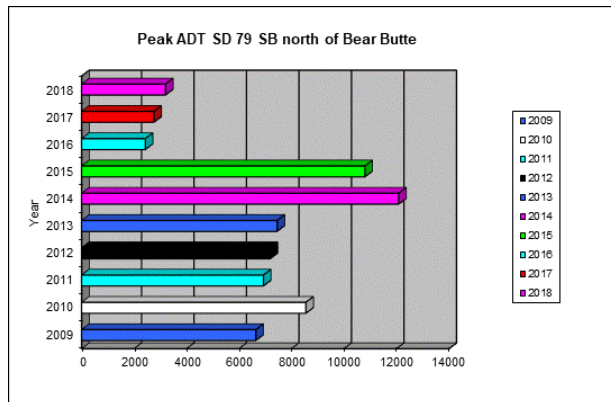


\* Site moved to north of Pappy Hoel Campground in 2016

Daily Traffic Volumes - 24 Hours

	2009	2010	2011	2012	2013	2014	2015	2016*	2017*	2018*
27-Jul	mon	tue	wed	fri	sat	sun	mon 1,386	tue	thu	fri
28-Jul	tue	wed	thu	sat	sun	mon	tue 1,671	wed	fri	sat
29-Jul	wed	thu	fri	sun	mon	tue	wed 2487 *	thu	sat	sun
30-Jul	thu	fri	sat	mon	tue	wed	thu 3,788	fri	sun	mon
31-Jul	fri	sat	sun	tue	wed	thu	fri 5,749	sat	mon	tue
01-Aug	sat 4,379	sun	mon	wed	thu	fri 3,927	sat 8,156	sun	tue	wed
02-Aug	sun 5,611	mon	tue	thu	fri	sat 7,461	sun 10,122	mon	wed	thu
03-Aug	mon 6,636	tue	wed	fri 3,227	sat 5,510	sun 12,081	mon 10,793	tue	thu	fri 2,788
04-Aug	tue 6,388	wed	thu	sat 4,692	sun 6,504	mon 8,837	tue 9,816	wed 1,266	fri 2,754	sat 3,059
05-Aug	wed 5,339	thu	fri 3,322	sun 6,058	mon 6,804	tue 5,235	wed 10,351	thu 1,924	sat 2,672	sun 2,128
06-Aug	thu 5,096	fri	sat 5,069	mon 6,684	tue 7,336	wed 6,164	thu 9,541	fri 2,682	sun 2,343	mon 2,672
07-Aug	fri 4,705	sat 5,608	sun 5,289	tue 6,804	wed 7,447	thu 6,006	fri 7,625	sat 2,424	mon 2,232	tue 3,195
08-Aug	sat 3,196	sun 7,568	mon 6,789	wed 7,187	thu 6,821	fri 4,948	sat 5,779	sun 2,386	tue 2,628	wed 2,973
09-Aug	sun 1,963	mon 7,981	tue 6,419	thu 6,284	fri 4,421	sat 2,823	sun 2,933	mon 2,168	wed 2,639	thu 2,479
10-Aug	mon	tue 8,532	wed 6,926	fri 4,574	sat 3,210	sun 1,695	mon	tue 2,372	thu 2,161	fri 1,971
11-Aug	tue	wed 8,543	thu 5,978	sat 5,775	sun 1,472	mon	tue	wed 2,063	fri 1,589	sat 1,529
12-Aug	wed	thu 7,417	fri 4,912	sun 4,460	mon	tue	wed	thu 1,908	sat 1,398	sun 1,079
13-Aug	thu	fri 5,637	sat 3,381	mon	tue	wed	thu	fri 1,800	sun 1,123	mon
14-Aug	fri	sat 3,307	sun 1,673	tue	wed	thu	fri	sat 1,373	mon	tue
15-Aug	sat	sun 2,143	mon	wed	thu	fri	sat	sun 1,128	tue	wed
16-Aug	sun	mon	tue	thu	fri	sat	sun	mon	wed	thu

xx,xxx = Rally Peak







# Site 23

NB Vanocker Canyon Rd

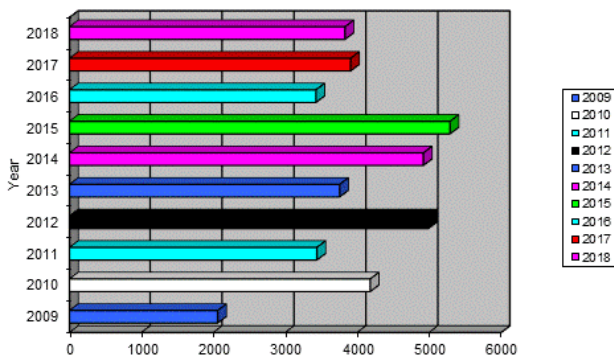


Daily Traffic Volumes - 24 Hours

	2009	2010	2011	2012	2013	2014	2015	2016	2017	2018
27-Jul	mon	tue	wed	fri	sat	sun	mon 1,199	tue	thu	fri
28-Jul	tue	wed	thu	sat	sun	mon	tue 1,384	wed	fri	sat
29-Jul	wed	thu	fri	sun	mon	tue	wed 1,834	thu	sat	sun
30-Jul	thu	fri	sat	mon	tue	wed	thu 1,907	fri	sun	mon
31-Jul	fri	sat	sun	tue	wed	thu	fri 2,853	sat	mon	tue
01-Aug	sat 1,212	sun	mon	wed	thu	fri 1,988	sat 3,863	sun	tue	wed
02-Aug	sun 1,508	mon	tue	thu	fri	sat 3,469	sun 4,559	mon	wed	thu
03-Aug	mon <b>2,059</b>	tue	wed	fri 1,477	sat 2,648	sun 3,932	mon <b>5,287</b>	tue 1,428	thu	fri 2,265
04-Aug	tue 1,836	wed	thu	sat 2,728	sun 3,433	mon <b>4,918</b>	tue 3,963	wed 1,220	fri 2,299	sat 3,184
05-Aug	wed 1,341	thu	fri 1,361	sun 4,437	mon <b>3,754</b>	tue 2,429	wed 4,727	thu 1,590	sat 2,690	sun 2,760
06-Aug	thu 1,058	fri	sat 2,464	mon <b>4,989</b>	tue 3,545	wed 2,632	thu 4,491	fri 2,065	sun 3,043	mon 3,400
07-Aug	fri 1,567	sat 2,431	sun 2,433	tue 4,567	wed 2,686	thu 4,329	fri 3,720	sat 2,634	mon <b>3,907</b>	tue <b>3,828</b>
08-Aug	sat 872	sun 3,275	mon <b>3,438</b>	wed 3,756	thu 3,191	fri 2,768	sat 2,116	sun 3,138	tue 3,076	wed 3,414
09-Aug	sun 378	mon 3,379	tue 2,545	thu 3,995	fri 1,916	sat 2,254	sun 1,073	mon 3,359	wed 3,104	thu 3,489
10-Aug	mon	tue <b>4,179</b>	wed 2,510	fri 2,906	sat 1,766	sun 1,086	mon	tue 3,318	thu 3,020	fri 2,793
11-Aug	tue	wed 2,673	thu 2,828	sat 1,439	sun 689	mon	tue	wed <b>3,425</b>	fri 2,285	sat 2,040
12-Aug	wed	thu 3,219	fri 2,561	sun 911	mon	tue	wed	thu 2,879	sat 1,848	sun 1,053
13-Aug	thu	fri 2,440	sat 1,875	mon	tue	wed	thu	fri 2,408	sun 1,017	mon
14-Aug	fri	sat 1,385	sun 749	tue	wed	thu	fri	sat 2,040	mon	tue
15-Aug	sat	sun 743	mon	wed	thu	fri	sat	sun 998	tue	wed
16-Aug	sun	mon	tue	thu	fri	sat	sun	mon	wed	thu

xx,xxx = Rally Peak Traffic

Peak ADT Vanocker Canyon Rd NB





# Site 24

SB Vanocker Canyon Rd

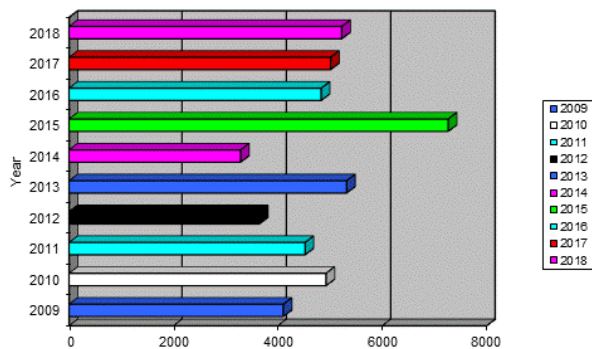


Daily Traffic Volumes - 24 Hours

	2009	2010	2011	2012	2013	2014	2015	2016	2017	2018
27-Jul	mon	tue	wed	fri	sat	sun	mon 1,383	tue	thu	fri
28-Jul	tue	wed	thu	sat	sun	mon	tue 1,711	wed	fri	sat
29-Jul	wed	thu	fri	sun	mon	tue	wed 2,181	thu	sat	sun
30-Jul	thu	fri	sat	mon	tue	wed	thu 2,544	fri	sun	mon
31-Jul	fri	sat	sun	tue	wed	thu	fri 3,467	sat	mon	tue
01-Aug	sat 2,435	sun	mon	wed	thu	fri 1,455	sat 5,253	sun	tue	wed
02-Aug	sun 3,312	mon	tue	thu	fri	sat 2,582	sun 6,529	mon	wed	thu
03-Aug	mon 4,103	tue	wed	fri 1,284	sat 3,048	sun 3,052	mon 7,262	tue 1,225	thu	fri 2,961
04-Aug	tue 3,891	wed	thu	sat 2,127	sun 4,731	mon 3,011	tue 5,010	wed 1,324	fri 2,833	sat 4,453
05-Aug	wed 2,774	thu	fri 1,626	sun 2,946	mon 5,316	tue 2,114	wed 6,050	thu 1,893	sat 3,418	sun 3,889
06-Aug	thu 2,047	fri	sat 3,249	mon 3,645	tue 4,621	wed 2,043	thu 5,733	fri 2,376	sun 4,801	mon 4,942
07-Aug	fri 3,155	sat 3,067	sun 3,606	tue 3,598	wed 3,624	thu 3,285	fri 4,997	sat 2,478	mon 5,010	tue 5,224
08-Aug	sat 1,569	sun 4,219	mon 4,520	wed 2,788	thu 4,229	fri 2,179	sat 2,211	sun 4,126	tue 4,394	wed 4,526
09-Aug	sun 494	mon 4,528	tue 3,563	thu 3,249	fri 2,713	sat 1,691	sun 1,171	mon 4,829	wed 3,909	thu 4,414
10-Aug	mon	tue 4,922	wed 3,571	fri 2,181	sat 2,098	sun 848	mon	tue 4,302	thu 4,052	fri 3,837
11-Aug	tue	wed 3,676	thu 4,013	sat 1,232	sun 736	mon	tue	wed 2,735	fri 2,718	sat 2,478
12-Aug	wed	thu 4,040	fri 3,294	sun 740	mon	tue	wed	thu 2,347	sat 1,995	sun 1,140
13-Aug	thu	fri 2,929	sat 2,408	mon	tue	wed	thu	fri 2,984	sun 1,138	mon
14-Aug	fri	sat 1,636	sun 945	tue	wed	thu	fri	sat 2,256	mon	tue
15-Aug	sat	sun 986	mon	wed	thu	fri	sat	sun 1,086	tue	wed
16-Aug	sun	mon	tue	thu	fri	sat	sun	mon	wed	thu

xx,xxx = Rally Peak

Peak ADT Vanocker Canyon Rd SB





# Site 25

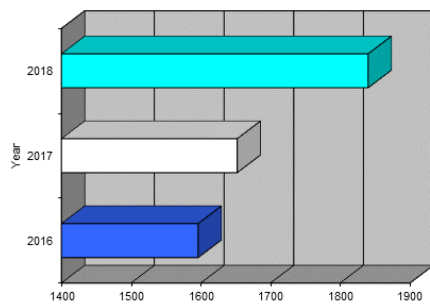
I-90 Exit 37 WB Onramp



Daily Traffic Volumes - 24 Hours

	2016	2017	2018	2019	2020	2021	2022	2023	2024	2025
27-Jul	wed	thu	fri							
28-Jul	thu	fri	sat							
29-Jul	fri	sat	sun							
30-Jul	sat	sun	mon							
31-Jul	sun	mon	tue							
01-Aug	mon	tue	wed							
02-Aug	tue	wed	thu							
03-Aug	wed	thu	fri	1,006						
04-Aug	thu	fri	sat	1,433						
05-Aug	fri	sat	sun	1,696						
06-Aug	sat	sun	mon	1,840						
07-Aug	sun	mon	tue	1,797						
08-Aug	mon	tue	wed	1,749						
09-Aug	tue	wed	thu	1,713						
10-Aug	wed	thu	fri	1,751						
11-Aug	thu	fri	sat	926						
12-Aug	fri	sat	sun	578						
13-Aug	sat	sun	mon							
14-Aug	sun	mon	tue							
15-Aug	mon	tue	wed							
16-Aug	tue	wed	thu							
	xx,xxx = Rally Peak									

Peak ADT I-90 Exit 37 WB Offramp







# Site 26

I-90 Exit 37 WB Offramp

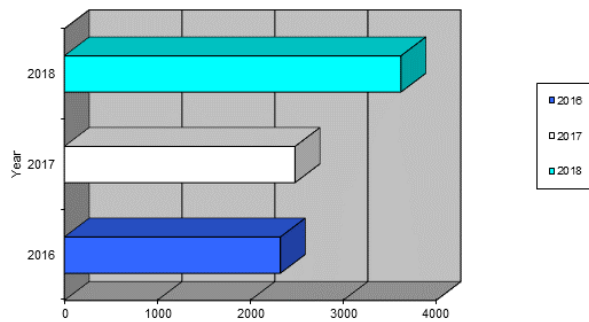


Daily Traffic Volumes - 24 Hours

	2016	2017	2018	2019	2020	2021	2022	2023	2024	2025
27-Jul	wed	thu	fri							
28-Jul	thu	fri	sat							
29-Jul	fri	sat	sun							
30-Jul	sat	sun	mon							
31-Jul	sun	mon	tue							
01-Aug	mon	tue	wed							
02-Aug	tue	wed	thu							
03-Aug	wed 904	thu	fri 2,754							
04-Aug	thu 1,088	fri 1,876	sat 3,542							
05-Aug	fri 1,956	sat 2,249	sun 2,692							
06-Aug	sat 2,216	sun 2,255	mon 3,622							
07-Aug	sun 2,324	mon 2,482	tue 2,784							
08-Aug	mon 1,985	tue 2,107	wed 2,987							
09-Aug	tue 2,003	wed 2,216	thu 2,798							
10-Aug	wed 1,801	thu 2,137	fri 1,903							
11-Aug	thu 1,577	fri 1,263	sat 1,206							
12-Aug	fri 1,362	sat 873	sun 628							
13-Aug	sat 905	sun 532	mon							
14-Aug	sun 767	mon	tue							
15-Aug	mon	tue	wed							
16-Aug	tue	wed	thu							

xx,xxx = Rally Peak

Peak ADT I-90 Exit 37 WB Offramp





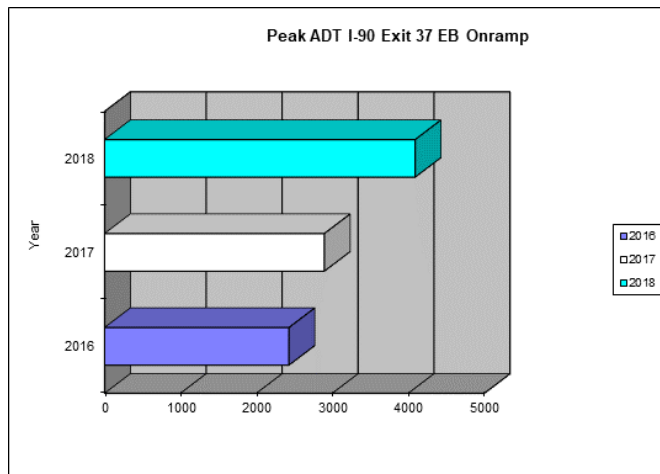
# Site 27

I-90 Exit 37 EB Onramp



Daily Traffic Volumes - 24 Hours

	2016	2017	2018	2019	2020	2021	2022	2023	2024	2025
27-Jul	wed		thu		fri					
28-Jul	thu		fri		sat					
29-Jul	fri		sat		sun					
30-Jul	sat		sun		mon					
31-Jul	sun		mon		tue					
01-Aug	mon		tue		wed					
02-Aug	tue		wed		thu					
03-Aug	wed	644	thu		fri	1,394				
04-Aug	thu	819	fri	1,284	sat	1,696				
05-Aug	fri	945	sat	1,466	sun	2,123				
06-Aug	sat	1,400	sun	1,827	mon	2,534				
07-Aug	sun	1,528	mon	2,453	tue	2,804				
08-Aug	mon	2,116	tue	2,250	wed	2,641				
09-Aug	tue	2,086	wed	2,191	thu	3,188				
10-Aug	wed	1,906	thu	2,893	fri	4,089				
11-Aug	thu	1,819	fri	2,740	sat	2,774				
12-Aug	fri	2,427	sat	2,054	sun	1,825				
13-Aug	sat	1,913	sun	1,363	mon					
14-Aug	sun	1,293	mon		tue					
15-Aug	mon		tue		wed					
16-Aug	tue		wed		thu					
	xx,xxx	= Rally Peak								





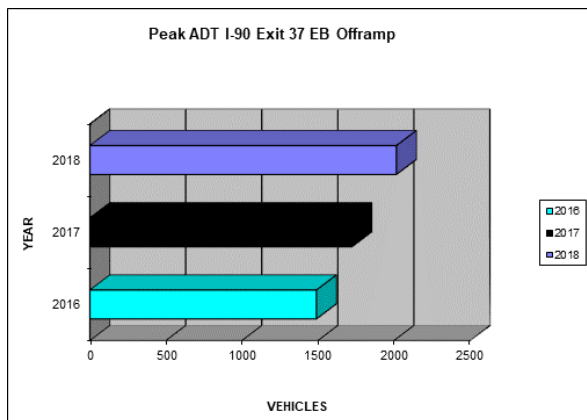
# Site 28

I-90 Exit 37 EB Offramp



Daily Traffic Volumes - 24 Hours

	2016	2017	2018	2019	2020	2021	2022	2023	2024	2025
27-Jul	wed	thu	fri							
28-Jul	thu	fri	sat							
29-Jul	fri	sat	sun							
30-Jul	sat	sun	mon							
31-Jul	sun	mon	tue							
01-Aug	mon	tue	wed							
02-Aug	tue	wed	thu							
03-Aug	wed	496	thu	fri	1,205					
04-Aug	thu	634	fri	1,104	sat	1,614				
05-Aug	fri	902	sat	1,410	sun	1,629				
06-Aug	sat	1,188	sun	1,581	mon	2,015				
07-Aug	sun	1,444	mon	1,723	tue	1,647				
08-Aug	mon	1,446	tue	1,461	wed	1,746				
09-Aug	tue	1,489	wed	1,447	thu	1,542				
10-Aug	wed	1,243	thu	1,302	fri	1,096				
11-Aug	thu	1,091	fri	871	sat	721				
12-Aug	fri	1,008	sat	613	sun	365				
13-Aug	sat	698	sun	338	mon					
14-Aug	sun	337	mon		tue					
15-Aug	mon		tue		wed					
16-Aug	tue		wed		thu					
	xx,xxx	= Rally Peak								





# Site 29N

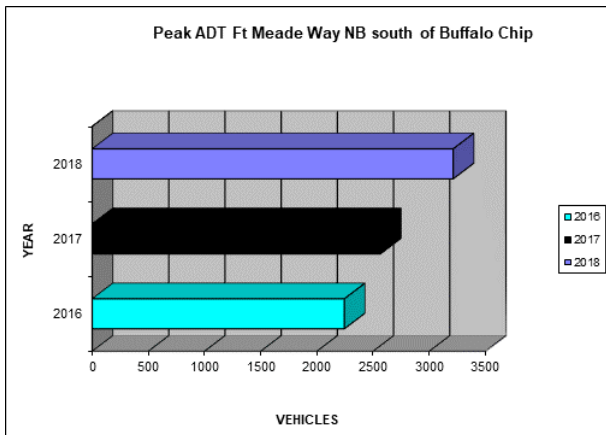
Ft Meade Way NB



Daily Traffic Volumes - 24 Hours

	2016	2017	2018	2019	2020	2021	2022	2023	2024	2025
27-Jul	wed	thu	fri							
28-Jul	thu	fri	sat							
29-Jul	fri	sat	sun							
30-Jul	sat	sun	mon							
31-Jul	sun	mon	tue							
01-Aug	mon	tue	wed							
02-Aug	tue 462	wed	thu							
03-Aug	wed 654	thu	fri 2,343							
04-Aug	thu 863	fri 1,854	sat 3,198							
05-Aug	fri 1,689	sat 2,169	sun 2,437							
06-Aug	sat 1,842	sun 2,253	mon 3,013							
07-Aug	sun 2,243	mon 2,565	tue 2,804							
08-Aug	mon 1,934	tue 2,198	wed 3,212							
09-Aug	tue 1,870	wed 2,441	thu 2,981							
10-Aug	wed 1,621	thu 2,303	fri 1,844							
11-Aug	thu 1,380	fri 1,189	sat 1,181							
12-Aug	fri 1,197	sat 841	sun 579							
13-Aug	sat 837	sun 487	mon							
14-Aug	sun 403	mon	tue							
15-Aug	mon	tue	wed							
16-Aug	tue	wed	thu							
	xx,xxx = Rally Peak									

Peak ADT Ft Meade Way NB south of Buffalo Chip







# Site 29S

Ft Meade Way SB



**Daily Traffic Volumes - 24 Hours**

	2016	2017	2018	2019	2020	2021	2022	2023	2024	2025
27-Jul	wed		thu		fri					
28-Jul	thu		fri		sat					
29-Jul	fri		sat		sun					
30-Jul	sat		sun		mon					
31-Jul	sun		mon		tue					
01-Aug	mon		tue		wed					
02-Aug	tue	465	wed		thu					
03-Aug	wed	548	thu		fri	1,216				
04-Aug	thu	687	fri	1,126	sat	1,495				
05-Aug	fri	891	sat	1,266	sun	2,057				
06-Aug	sat	1,214	sun	1,810	mon	2,395				
07-Aug	sun	1,449	mon	2,470	tue	2,860				
08-Aug	mon	2,090	tue	2,282	wed	2,689				
09-Aug	tue	1,982	wed	2,241	thu	3,304				
10-Aug	wed	1,732	thu	3,093	fri	4,361				
11-Aug	thu	1,675	fri	2,722	sat	2,691				
12-Aug	fri	2,243	sat	1,924	sun	1,706				
13-Aug	sat	1,740	sun	1,270	mon					
14-Aug	sun	1,167	mon		tue					
15-Aug	mon		tue		wed					
16-Aug	tue		wed		thu					

